

SPECIFICATION OF BS□□□□DOCC SERIES

FEATURES

1. Open magnetic circuit construction.
2. High energy storage and very low resistance.
3. Compact and thin.

APPLICATIONS

Excellent as DC to DC converter used in Notebook computers , PDA , Mobile phone , Step-down converters.

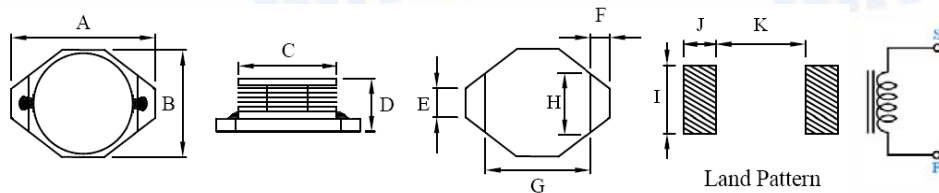


ORDERING CODE

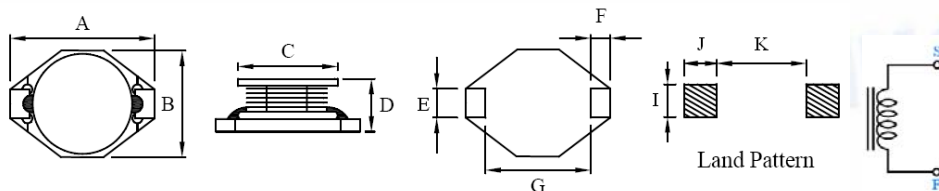
BS0804DOCC 100 M T
 (1) (2) (3) (4)

- (1) PRODUCT TYPE CODE AND SIZE CODE
- (2) INDUCTANCE
- (3) INDUCTANCE TOLERANCE (M : ±20%, N : ±30%)
- (4) REEL TAPING

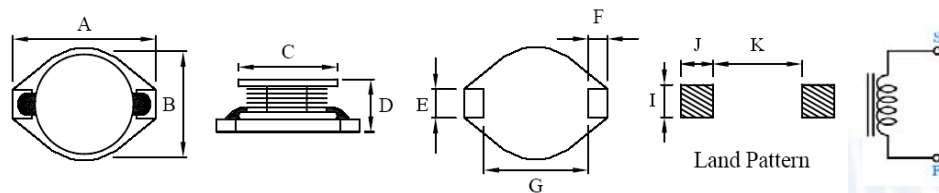
0402 Series



0802 0804 0810 Series



1306 Series



SHAPE & DIMENSIONS

UNIT:mm

SIZE CODE	A (max)	B (max)	C ±0.3	D (max)	E ±0.3	F ±0.3	G ±0.3	H ±0.3	I	J	K
BS0402DOCC	6.60	4.45	4.00	2.92	1.27	1.02	4.32	2.50	3.56	1.40	4.06
BS0802DOCC	12.95	9.40	8.38	3.00	2.54	2.54	7.62	-	2.79	2.92	7.37
BS0804DOCC	12.95	9.40	8.38	5.21	2.54	2.54	7.62	-	2.79	2.92	7.37
BS0810DOCC	12.95	9.40	8.38	11.43	2.54	2.54	7.62	-	2.79	2.92	7.37
BS1306DOCC	18.54	15.24	12.70	7.11	2.54	2.54	12.70	-	2.79	2.92	12.45

※All the data listed in this catalogue are for reference only, King Core reserves the right to alter or revise the specifications without prior notification.

SMD POWER INDUCTORS → BS□□□□DOCC SERIES

ELECTRICAL CHARACTERISTIC

Stamp	L (μH)	RDC (ohm) max					IDC (A) max				
		BS 0402 DOCC	BS 0802 DOCC	BS 0804 DOCC	BS 0810 DOCC	BS 1306 DOCC	BS 0402 DOCC	BS 0802 DOCC	BS 0804 DOCC	BS 0810 DOCC	BS 1306 DOCC
		1R0M	1.0	0.050	-	0.009	-	0.009	2.90	-	9.00
1R5M	1.5	0.050	-	0.010	-	-	2.60	-	8.00	-	-
2R2M	2.2	0.070	-	0.012	-	0.014	2.30	-	7.00	-	16.00
3R3M	3.3	0.080	-	0.015	-	0.015	2.00	-	6.40	-	14.00
4R7M	4.7	0.090	-	0.018	-	-	1.50	-	5.40	-	-
5R6M	5.6	-	-	-	-	0.020	-	-	-	-	12.00
6R8M	6.8	0.130	-	0.027	-	-	1.20	-	4.60	-	-
100M	10	0.160	0.110	0.038	0.040	0.031	1.10	2.40	3.80	8.00	10.00
150M	15	0.230	0.150	0.046	0.050	0.036	0.90	2.00	3.00	7.00	8.00
220M	22	0.370	0.230	0.085	0.066	0.047	0.70	1.60	2.60	5.50	7.00
330M	33	0.510	0.300	0.100	0.080	0.066	0.58	1.40	2.00	4.00	5.50
470M	47	0.640	0.390	0.140	0.110	0.086	0.50	1.00	1.60	3.80	4.50
680M	68	0.860	0.660	0.200	0.170	0.130	0.40	0.90	1.40	3.00	3.50
101M	100	1.270	0.840	0.280	0.220	0.190	0.31	0.70	1.20	2.50	3.00
151M	150	2.000	1.200	0.400	0.340	0.250	0.27	0.60	1.00	2.00	2.60
221M	220	3.110	1.900	0.610	0.440	0.380	0.22	0.50	0.80	1.60	2.40
331M	330	3.800	2.700	1.020	0.700	0.560	0.18	0.40	0.60	1.20	1.90
471M	470	5.060	4.000	1.270	0.950	0.850	0.16	0.30	0.50	1.00	1.40
681M	680	9.200	5.300	2.020	1.200	1.100	0.14	0.20	0.40	1.00	1.20
102M	1000	13.800	8.400	3.000	2.000	1.800	0.10	0.10	0.30	0.80	1.00

Test Freq. : 100KHz / 0.1V

Tolerance : M± 20% ,N± 30%

※All the data listed in this catalogue are for reference only, King Core reserves the right to alter or revise the specifications without prior notification.

SMD POWER INDUCTORS → BS0804DOCC SERIES

ELECTRICAL CHARACTERISTIC

ORDERING CODE	Inductance (μ H)	Test Frequency (KHz)	DC Resistance (Ω)max	IDC (A)max
BS0804DOCC1R0MT	1.0	100	0.009	9.00
BS0804DOCC1R5MT	1.5	100	0.010	8.00
BS0804DOCC2R2MT	2.2	100	0.012	7.00
BS0804DOCC3R3MT	3.3	100	0.015	6.40
BS0804DOCC4R7MT	4.7	100	0.018	5.40
BS0804DOCC6R8MT	6.8	100	0.027	4.60
BS0804DOCC100MT	10.0	100	0.038	3.80
BS0804DOCC150MT	15.0	100	0.046	3.00
BS0804DOCC220MT	22.0	100	0.085	2.60
BS0804DOCC330MT	33.0	100	0.100	2.00
BS0804DOCC470MT	47.0	100	0.140	1.60
BS0804DOCC680MT	68.0	100	0.200	1.40
BS0804DOCC101MT	100.0	100	0.280	1.20
BS0804DOCC151MT	150.0	100	0.400	1.00
BS0804DOCC221MT	220.0	100	0.610	0.80
BS0804DOCC331MT	330.0	100	1.020	0.60
BS0804DOCC471MT	470.0	100	1.270	0.50
BS0804DOCC681MT	680.0	100	2.020	0.40
BS0804DOCC102MT	1000.0	100	3.000	0.30

Test Freq.: 100KHz/0.1V

Tolerance : M \pm 20% ,N \pm 30%

※All the data listed in this catalogue are for reference only, King Core reserves the right to alter or revise the specifications without prior notification.