

SPECIFICATION OF BSF□□□NRSTY SERIES

FEATURES

1. Low profile and miniature size construction .
2. Magnetic shielded construction.
3. High saturation current.
4. For D/D converter units of new generation portable products.

APPLICATIONS

DVD、DSC、PDA、LCD display、
Smart phones、HDD、etc.

ORDERING CODE

BSF4012NRSTY 1R0 N T
(1) (2) (3) (4)

(1) Code of PRODUCT TYPE AND SIZE

(2) INDUCTANCE

(3) INDUCTANCE TOLERANCE (M : ±20%, N : ±30%)

(4) SUFFIX MARKING

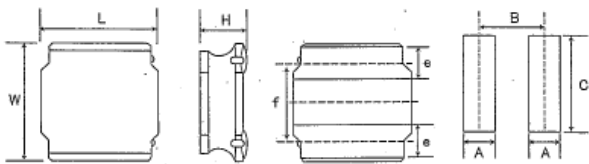



FIG 1

LAND PATTERN

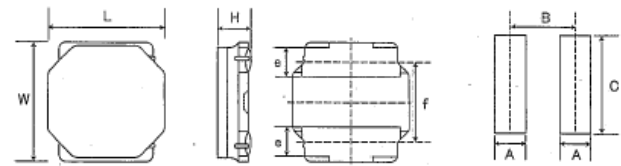


FIG 2

LAND PATTERN

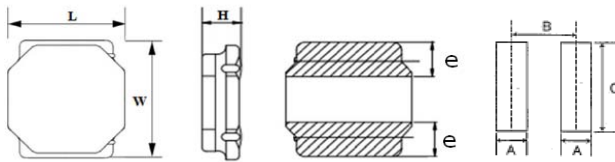


FIG 3

LAND PATTERN

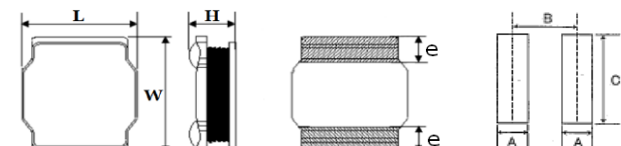


FIG 4

LAND PATTERN

SHAPE & DIMENSIONS

SIZE CODE	L	W	H (max)	e	f	A	B	C	FIG
BSF3015NRSTY	3.0±0.1	3.0±0.1	1.5	0.9±0.2	1.9±0.2	0.8	2.2	2.7	1
BSF4010NRSTY	4.0±0.2	4.0±0.2	1.0	1.1±0.2	2.5±0.2	1.2	2.8	3.7	1
BSF4012NRSTY	4.0±0.2	4.0±0.2	1.2	1.1±0.2	2.5±0.2	1.2	2.8	3.7	1
BSF4018NRSTY	4.0±0.2	4.0±0.2	1.8	1.2REF	-	1.2	2.8	3.7	3
BSF5010NRSTY	4.9±0.2	4.9±0.2	1.0	1.2±0.2	3.3±0.2	1.5	3.6	4.0	2
BSF5012NRSTY	4.9±0.2	4.9±0.2	1.2	1.2±0.2	3.3±0.2	1.5	3.6	4.0	2
BSF5020NRSTY	4.9±0.3	4.9±0.3	2.2	1.3REF	-	1.5	3.6	4.0	3
BSF5024NRSTY	4.9±0.2	4.9±0.2	2.5	1.2±0.2	3.3±0.2	1.5	3.6	4.0	2
BSF5040NRSTY	4.9±0.3	4.9±0.3	4.1	1.3REF	-	1.5	3.6	4.0	3

※All the data listed in this catalogue are for reference only, King Core reserves the right to alter or revise the specifications without prior notification.

SPECIFICATION OF BSF□□□NRSTY SERIES

FEATURES

1. Low profile and miniature size construction .
2. Magnetic shielded construction.
3. High saturation current.
4. For D/D converter units of new generation portable products.

APPLICATIONS

DVD · DSC · PDA · LCD display ·
Smart phones · HDD · etc.

ORDERING CODE

BSF4012NRSTY 1R0 N T
(1) (2) (3) (4)

- (1) Code of PRODUCT TYPE AND SIZE
(2) INDUCTANCE
(3) INDUCTANCE TOLERANCE (M : ±20%, N : ±30%)
(4) REEL TAPING

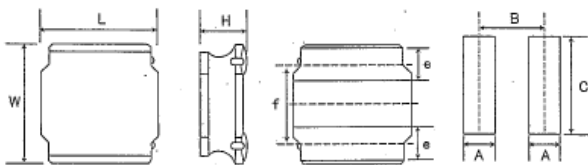



FIG 1

LAND PATTERN

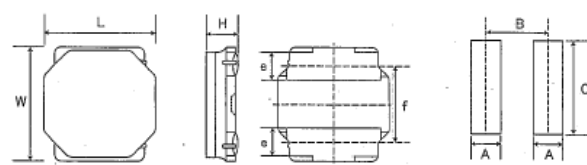


FIG 2

LAND PATTERN

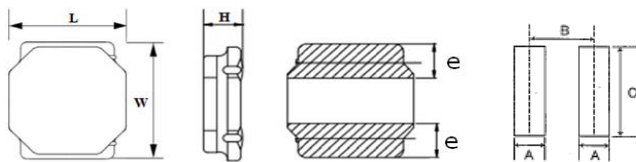


FIG 3

LAND PATTERN

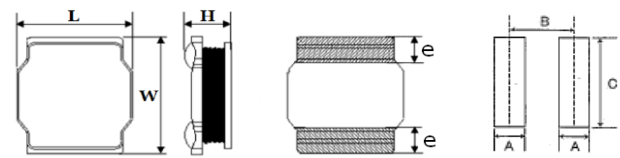


FIG 4

LAND PATTERN

SHAPE & DIMENSIONS

SIZE CODE	L	W	H (max)	e	f	A	B	C	FIG
BSF6010NRSTY	6.0±0.2	6.0±0.2	1.0	1.35±0.20	4.0±0.2	1.6	4.7	5.7	2
BSF6012NRSTY	6.0±0.2	6.0±0.2	1.2	1.35±0.20	4.0±0.2	1.6	4.7	5.7	2
BSF6014NRSTY	6.0±0.2	6.0±0.2	1.4	1.35±0.20	4.0±0.2	1.6	4.7	5.7	2
BSF6020NRSTY	6.0±0.2	6.0±0.2	2.0	1.35±0.20	4.0±0.2	1.6	4.7	5.7	2
BSF6028NRSTY	6.0±0.2	6.0±0.2	2.8	1.35±0.20	4.0±0.2	1.6	4.7	5.7	2
BSF6045NRSTY	6.0±0.2	6.0±0.2	4.5	1.6REF	-	1.6	4.7	5.7	3
BSF8030NRSTY	8.0±0.2	8.0±0.2	3.0	1.6±0.3	5.6±0.3	1.8	5.6	7.5	1
BSF8040NRSTY	8.0±0.2	8.0±0.2	4.2	2.1REF	-	1.8	5.6	7.5	4

※All the data listed in this catalogue are for reference only, King Core reserves the right to alter or revise the specifications without prior notification.

SMD POWER INDUCTORS → BSF4012NRSTY SERIES

ELECTRICAL CHARACTERISTIC

ORDERING CODE	Inductance (μH)	DC Resistance (Ω) $\pm 20\%$	Self Resonant Frequency (MHz)min	Isat (mA)max	IDC (mA)max
BSF4012NRSTY1R0NT	1.0	0.042	100	2800	2200
BSF4012NRSTY2R2MT	2.2	0.060	70	1650	1900
BSF4012NRSTY3R3MT	3.3	0.070	60	1400	1700
BSF4012NRSTY4R7MT	4.7	0.095	45	1200	1500
BSF4012NRSTY6R8MT	6.8	0.125	35	900	1300
BSF4012NRSTY100MT	10	0.170	30	800	1100
BSF4012NRSTY150MT	15	0.260	24	650	750
BSF4012NRSTY220MT	22	0.400	18	500	620

※Test Frequency/Voltage: 100KHz/1V

※Tolerance: M $\pm 20\%$, N $\pm 30\%$

※Isat: Based on Inductance decrease 30%

※IDC: Based on Temperature increase 40°C

※Operating temperature range : -25 to +125°C (including self-generated heat)

※All the data listed in this catalogue are for reference only, King Core reserves the right to alter or revise the specifications without prior notification.