


# SPECIFICATION OF BSF□□□NRSTY SERIES

## FEATURES

1. Low profile and miniature size construction .
2. Magnetic shielded construction.
3. High saturation current.
4. For D/D converter units of new generation portable products.

## APPLICATIONS

DVD、DSC、PDA、LCD display、  
Smart phones、HDD、etc.



## ORDERING CODE

BSF4018NRSTY 1R0 N T  
(1) (2) (3) (4)

(1) Code of PRODUCT TYPE AND SIZE

(2) INDUCTANCE

(3) INDUCTANCE TOLERANCE ( M : ±20%, N : ±30% )

(4) SUFFIX MARKING

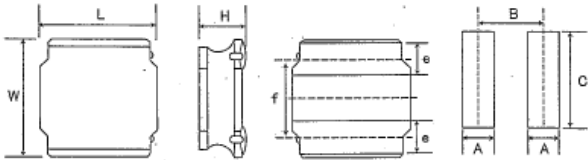


FIG 1

LAND PATTERN

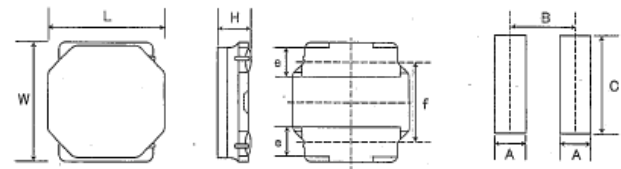


FIG 2

LAND PATTERN

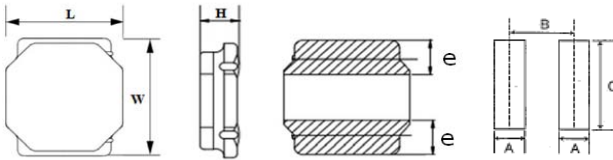


FIG 3

LAND PATTERN

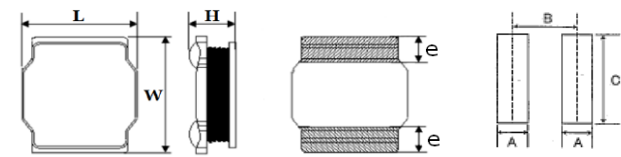


FIG 4

LAND PATTERN

## SHAPE & DIMENSIONS

SIZE CODE	L	W	H (max)	e	f	A	B	C	FIG
BSF3015NRSTY	3.0±0.1	3.0±0.1	1.5	0.9±0.2	1.9±0.2	0.8	2.2	2.7	1
BSF4010NRSTY	4.0±0.2	4.0±0.2	1.0	1.1±0.2	2.5±0.2	1.2	2.8	3.7	1
BSF4012NRSTY	4.0±0.2	4.0±0.2	1.2	1.1±0.2	2.5±0.2	1.2	2.8	3.7	1
BSF4018NRSTY	4.0±0.2	4.0±0.2	1.8	1.2REF	-	1.2	2.8	3.7	3
BSF5010NRSTY	4.9±0.2	4.9±0.2	1.0	1.2±0.2	3.3±0.2	1.5	3.6	4.0	2
BSF5012NRSTY	4.9±0.2	4.9±0.2	1.2	1.2±0.2	3.3±0.2	1.5	3.6	4.0	2
BSF5020NRSTY	4.9±0.3	4.9±0.3	2.2	1.3REF	-	1.5	3.6	4.0	3
BSF5024NRSTY	4.9±0.2	4.9±0.2	2.5	1.2±0.2	3.3±0.2	1.5	3.6	4.0	2
BSF5040NRSTY	4.9±0.3	4.9±0.3	4.1	1.3REF	-	1.5	3.6	4.0	3

※All the data listed in this catalogue are for reference only, King Core reserves the right to alter or revise the specifications without prior notification.

# SPECIFICATION OF BSF□□□NRSTY SERIES

## FEATURES

1. Low profile and miniature size construction .
2. Magnetic shielded construction.
3. High saturation current.
4. For D/D converter units of new generation portable products.

## APPLICATIONS

DVD · DSC · PDA · LCD display ·  
Smart phones · HDD · etc.

## ORDERING CODE

**BSF4018NRSTY 1R0 N T**  
(1) (2) (3) (4)

- (1) Code of PRODUCT TYPE AND SIZE  
(2) INDUCTANCE  
(3) INDUCTANCE TOLERANCE ( M : ±20%, N : ±30% )  
(4) REEL TAPING

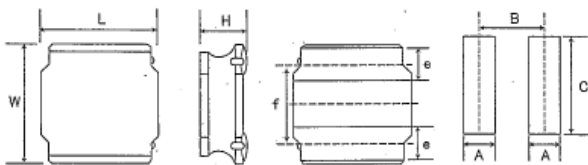



FIG 1

LAND PATTERN

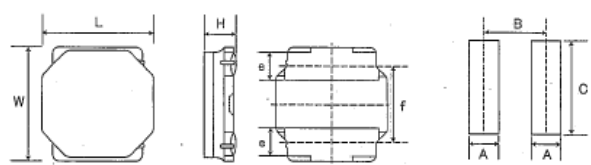


FIG 2

LAND PATTERN

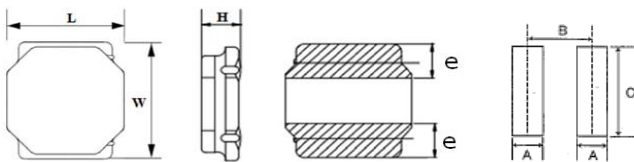


FIG 3

LAND PATTERN

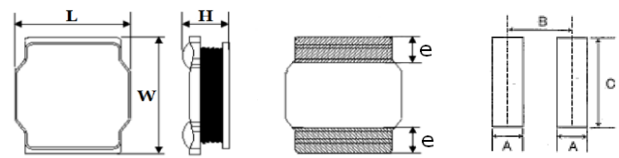


FIG 4

LAND PATTERN

## SHAPE & DIMENSIONS

SIZE CODE	L	W	H (max)	e	f	A	B	C	FIG
BSF6010NRSTY	6.0±0.2	6.0±0.2	1.0	1.35±0.20	4.0±0.2	1.6	4.7	5.7	2
BSF6012NRSTY	6.0±0.2	6.0±0.2	1.2	1.35±0.20	4.0±0.2	1.6	4.7	5.7	2
BSF6014NRSTY	6.0±0.2	6.0±0.2	1.4	1.35±0.20	4.0±0.2	1.6	4.7	5.7	2
BSF6020NRSTY	6.0±0.2	6.0±0.2	2.0	1.35±0.20	4.0±0.2	1.6	4.7	5.7	2
BSF6028NRSTY	6.0±0.2	6.0±0.2	2.8	1.35±0.20	4.0±0.2	1.6	4.7	5.7	2
BSF6045NRSTY	6.0±0.2	6.0±0.2	4.5	1.6REF	-	1.6	4.7	5.7	3
BSF8030NRSTY	8.0±0.2	8.0±0.2	3.0	1.6±0.3	5.6±0.3	1.8	5.6	7.5	1
BSF8040NRSTY	8.0±0.2	8.0±0.2	4.2	2.1REF	-	1.8	5.6	7.5	4

※All the data listed in this catalogue are for reference only, King Core reserves the right to alter or revise the specifications without prior notification.

# SMD POWER INDUCTORS → BSF4018NRSTY SERIES

## ELECTRICAL CHARACTERISTIC

ORDERING CODE	Inductance ( $\mu\text{H}$ )	DC Resistance ( $\Omega$ ) $\pm 20\%$	Isat (mA)max	IDC (mA)max	
BSF4018NRSTY1R0NT	1.0	0.027	4000	3200	
BSF4018NRSTY2R2MT	2.2	0.042	3000	2200	
BSF4018NRSTY3R3MT	3.3	0.055	2300	2000	
BSF4018NRSTY4R7MT	4.7	0.070	2000	1700	
BSF4018NRSTY6R8MT	6.8	0.098	1600	1450	
BSF4018NRSTY100MT	10	0.150	1300	1200	
BSF4018NRSTY150MT	15	0.210	1100	850	
BSF4018NRSTY220MT	22	0.290	900	720	
BSF4018NRSTY330MT	33	0.460	700	550	
BSF4018NRSTY470MT	47	0.650	600	440	
BSF4018NRSTY680MT	68	1.00	520	320	

※Test Frequency/Voltage: 100KHz/1V

※Tolerance: M $\pm 20\%$ , N $\pm 30\%$

※Isat: Based on Inductance decrease 30%

※IDC: Based on Temperature increase 40°C

※Operating temperature range : -25 to +125°C (including self-generated heat)

※All the data listed in this catalogue are for reference only, King Core reserves the right to alter or revise the specifications without prior notification.