

# SPECIFICATION OF BSF□□□NRSTY SERIES

## FEATURES

1. Low profile and miniature size construction .
2. Magnetic shielded construction.
3. High saturation current.
4. For D/D converter units of new generation portable products.

## APPLICATIONS

DVD、DSC、PDA、LCD display、  
Smart phones、HDD、etc.

## ORDERING CODE

BSF6010NRSTY 1R5 N T  
(1) (2) (3) (4)

- (1) Code of PRODUCT TYPE AND SIZE  
(2) INDUCTANCE  
(3) INDUCTANCE TOLERANCE ( M : ±20%, N : ±30% )  
(4) REEL TAPING

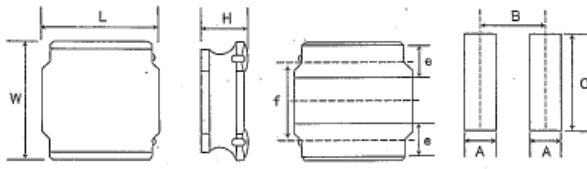



FIG 1 LAND PATTERN

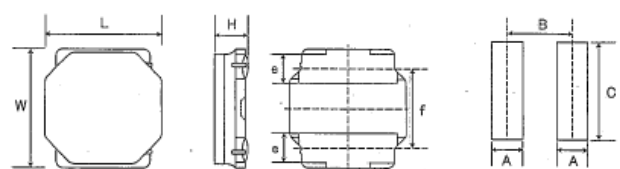


FIG 2 LAND PATTERN

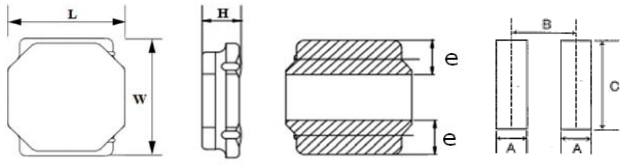


FIG 3 LAND PATTERN

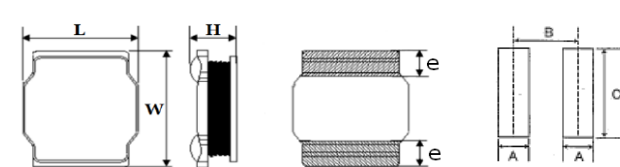


FIG 4 LAND PATTERN

## SHAPE & DIMENSIONS

SIZE CODE	L	W	H (max)	e	f	A	B	C	FIG
BSF3015NRSTY	3.0±0.1	3.0±0.1	1.5	0.9±0.2	1.9±0.2	0.8	2.2	2.7	1
BSF4010NRSTY	4.0±0.2	4.0±0.2	1.0	1.1±0.2	2.5±0.2	1.2	2.8	3.7	1
BSF4012NRSTY	4.0±0.2	4.0±0.2	1.2	1.1±0.2	2.5±0.2	1.2	2.8	3.7	1
BSF4018NRSTY	4.0±0.2	4.0±0.2	1.8	1.2REF	-	1.2	2.8	3.7	3
BSF5010NRSTY	4.9±0.2	4.9±0.2	1.0	1.2±0.2	3.3±0.2	1.5	3.6	4.0	2
BSF5012NRSTY	4.9±0.2	4.9±0.2	1.2	1.2±0.2	3.3±0.2	1.5	3.6	4.0	2
BSF5020NRSTY	4.9±0.3	4.9±0.3	2.2	1.3REF	-	1.5	3.6	4.0	3
BSF5024NRSTY	4.9±0.2	4.9±0.2	2.5	1.2±0.2	3.3±0.2	1.5	3.6	4.0	2
BSF5040NRSTY	4.9±0.3	4.9±0.3	4.1	1.3REF	-	1.5	3.6	4.0	3

※All the data listed in this catalogue are for reference only, King Core reserves the right to alter or revise the specifications without prior notification.

# SPECIFICATION OF BSF□□□NRSTY SERIES

## FEATURES

1. Low profile and miniature size construction .
2. Magnetic shielded construction.
3. High saturation current.
4. For D/D converter units of new generation portable products.

## APPLICATIONS

DVD · DSC · PDA · LCD display ·  
Smart phones · HDD · etc.

## ORDERING CODE

BSF6010NRSTY 1R5 N T  
(1) (2) (3) (4)

- (1) Code of PRODUCT TYPE AND SIZE  
(2) INDUCTANCE  
(3) INDUCTANCE TOLERANCE ( M : ±20%, N : ±30% )  
(4) REEL TAPING

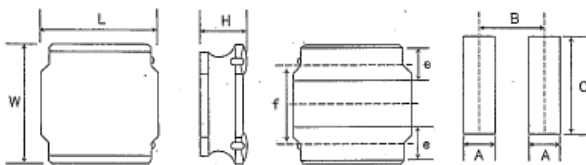



FIG 1

LAND PATTERN

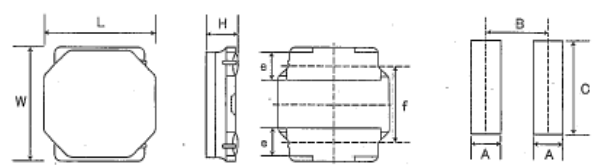


FIG 2

LAND PATTERN

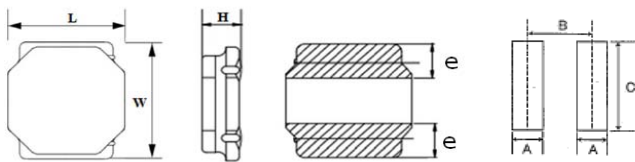


FIG 3

LAND PATTERN

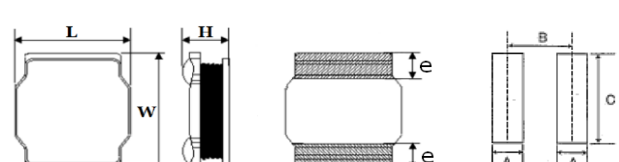


FIG 4

LAND PATTERN

## SHAPE & DIMENSIONS

SIZE CODE	L	W	H (max)	e	f	A	B	C	FIG
BSF6010NRSTY	6.0±0.2	6.0±0.2	1.0	1.35±0.20	4.0±0.2	1.6	4.7	5.7	2
BSF6012NRSTY	6.0±0.2	6.0±0.2	1.2	1.35±0.20	4.0±0.2	1.6	4.7	5.7	2
BSF6014NRSTY	6.0±0.2	6.0±0.2	1.4	1.35±0.20	4.0±0.2	1.6	4.7	5.7	2
BSF6020NRSTY	6.0±0.2	6.0±0.2	2.0	1.35±0.20	4.0±0.2	1.6	4.7	5.7	2
BSF6028NRSTY	6.0±0.2	6.0±0.2	2.8	1.35±0.20	4.0±0.2	1.6	4.7	5.7	2
BSF6045NRSTY	6.0±0.2	6.0±0.2	4.5	1.6REF	-	1.6	4.7	5.7	3
BSF8030NRSTY	8.0±0.2	8.0±0.2	3.0	1.6±0.3	5.6±0.3	1.8	5.6	7.5	1
BSF8040NRSTY	8.0±0.2	8.0±0.2	4.2	2.1REF	-	1.8	5.6	7.5	4

※All the data listed in this catalogue are for reference only, King Core reserves the right to alter or revise the specifications without prior notification.

# SMD POWER INDUCTORS → BSF6010NRSTY SERIES

## ELECTRICAL CHARACTERISTIC

ORDERING CODE	Inductance ( $\mu\text{H}$ )	DC Resistance ( $\Omega$ ) $\pm 20\%$	Self Resonant Frequency (MHz)min	Isat (mA)max	IDC (mA)max
BSF6010NRSTY1R5MT	1.5	0.090	77	2400	1900
BSF6010NRSTY2R2MT	2.2	0.110	56	1900	1700
BSF6010NRSTY3R3MT	3.3	0.135	42	1600	1500
BSF6010NRSTY4R7MT	4.7	0.165	36	1300	1400
BSF6010NRSTY6R8MT	6.8	0.220	30	1200	1200
BSF6010NRSTY100MT	10	0.270	25	1000	1100
BSF6010NRSTY220MT	22	0.580	12	650	700

※Test Frequency/Voltage: 100KHz/1V

※Tolerance: M $\pm 20\%$ , N $\pm 30\%$

※Isat: Based on Inductance decrease 30%

※IDC: Based on Temperature increase 40°C

※Operating temperature range : -25 to +125°C (including self-generated heat)

※All the data listed in this catalogue are for reference only, King Core reserves the right to alter or revise the specifications without prior notification.