

SPECIFICATION OF BSF□□□NRSTY SERIES

FEATURES

1. Low profile and miniature size construction .
2. Magnetic shielded construction.
3. High saturation current.
4. For D/D converter units of new generation portable products.

APPLICATIONS

DVD、DSC、PDA、LCD display、
Smart phones、HDD、etc.

ORDERING CODE

BSF6045NRSTY 1R0 N T
(1) (2) (3) (4)

- (1) Code of PRODUCT TYPE AND SIZE
(2) INDUCTANCE
(3) INDUCTANCE TOLERANCE (M : ±20%, N : ±30%)
(4) REEL TAPING

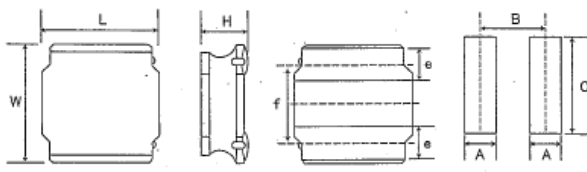



FIG 1 LAND PATTERN

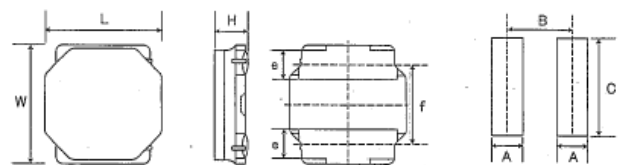


FIG 2 LAND PATTERN

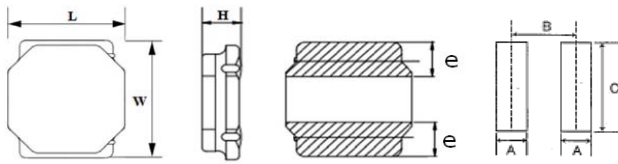


FIG 3 LAND PATTERN

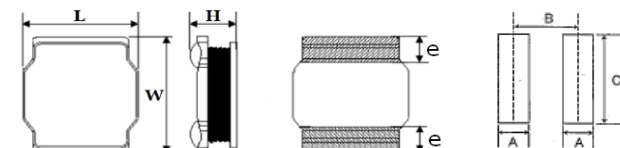


FIG 4 LAND PATTERN

SHAPE & DIMENSIONS

SIZE CODE	L	W	H (max)	e	f	A	B	C	FIG
BSF3015NRSTY	3.0±0.1	3.0±0.1	1.5	0.9±0.2	1.9±0.2	0.8	2.2	2.7	1
BSF4010NRSTY	4.0±0.2	4.0±0.2	1.0	1.1±0.2	2.5±0.2	1.2	2.8	3.7	1
BSF4012NRSTY	4.0±0.2	4.0±0.2	1.2	1.1±0.2	2.5±0.2	1.2	2.8	3.7	1
BSF4018NRSTY	4.0±0.2	4.0±0.2	1.8	1.2REF	-	1.2	2.8	3.7	3
BSF5010NRSTY	4.9±0.2	4.9±0.2	1.0	1.2±0.2	3.3±0.2	1.5	3.6	4.0	2
BSF5012NRSTY	4.9±0.2	4.9±0.2	1.2	1.2±0.2	3.3±0.2	1.5	3.6	4.0	2
BSF5020NRSTY	4.9±0.3	4.9±0.3	2.2	1.3REF	-	1.5	3.6	4.0	3
BSF5024NRSTY	4.9±0.2	4.9±0.2	2.5	1.2±0.2	3.3±0.2	1.5	3.6	4.0	2
BSF5040NRSTY	4.9±0.3	4.9±0.3	4.1	1.3REF	-	1.5	3.6	4.0	3

※All the data listed in this catalogue are for reference only, King Core reserves the right to alter or revise the specifications without prior notification.

SPECIFICATION OF BSF□□□NRSTY SERIES

FEATURES

1. Low profile and miniature size construction .
2. Magnetic shielded construction.
3. High saturation current.
4. For D/D converter units of new generation portable products.

APPLICATIONS

DVD · DSC · PDA · LCD display ·
Smart phones · HDD · etc.

ORDERING CODE

BSF6045NRSTY 1R0 N T

(1) (2) (3) (4)

(1) Code of PRODUCT TYPE AND SIZE

(2) INDUCTANCE

(3) INDUCTANCE TOLERANCE (M : ±20%, N : ±30%)

(4) REEL TAPING

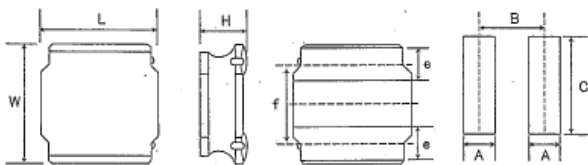



FIG 1

LAND PATTERN

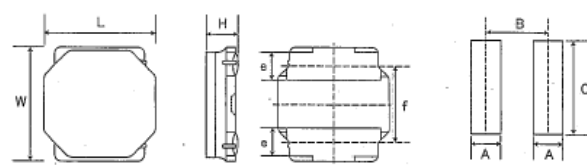


FIG 2

LAND PATTERN

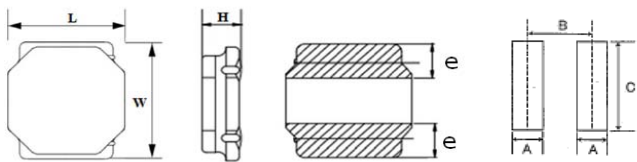


FIG 3

LAND PATTERN

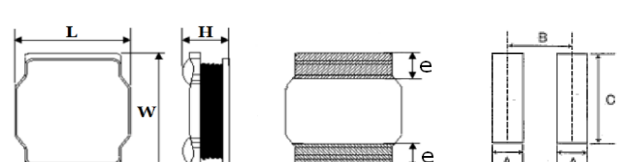


FIG 4

LAND PATTERN

SHAPE & DIMENSIONS

SIZE CODE	L	W	H (max)	e	f	A	B	C	FIG
BSF6010NRSTY	6.0±0.2	6.0±0.2	1.0	1.35±0.20	4.0±0.2	1.6	4.7	5.7	2
BSF6012NRSTY	6.0±0.2	6.0±0.2	1.2	1.35±0.20	4.0±0.2	1.6	4.7	5.7	2
BSF6014NRSTY	6.0±0.2	6.0±0.2	1.4	1.35±0.20	4.0±0.2	1.6	4.7	5.7	2
BSF6020NRSTY	6.0±0.2	6.0±0.2	2.0	1.35±0.20	4.0±0.2	1.6	4.7	5.7	2
BSF6028NRSTY	6.0±0.2	6.0±0.2	2.8	1.35±0.20	4.0±0.2	1.6	4.7	5.7	2
BSF6045NRSTY	6.0±0.2	6.0±0.2	4.5	1.6REF	-	1.6	4.7	5.7	3
BSF8030NRSTY	8.0±0.2	8.0±0.2	3.0	1.6±0.3	5.6±0.3	1.8	5.6	7.5	1
BSF8040NRSTY	8.0±0.2	8.0±0.2	4.2	2.1REF	-	1.8	5.6	7.5	4

※All the data listed in this catalogue are for reference only, King Core reserves the right to alter or revise the specifications without prior notification.

SMD POWER INDUCTORS → BSF6045NRSTY SERIES

ELECTRICAL CHARACTERISTIC

ORDERING CODE	Inductance (μH)	DC Resistance (Ω) $\pm 30\%$	Isat (mA)max	IDC (mA)max	
BSF6045NRSTY1R0NT	1.0	0.014	9800	4500	
BSF6045NRSTY2R2NT	2.2	0.022	6400	3600	
BSF6045NRSTY3R3NT	3.3	0.024	5600	3300	
BSF6045NRSTY4R7MT	4.7	0.030	4400	3100	
BSF6045NRSTY6R8NT	6.8	0.036	3600	3000	
BSF6045NRSTY100MT	10	0.046	3100	2400	
BSF6045NRSTY150MT	15	0.070	2500	1900	
BSF6045NRSTY220MT	22	0.107	2000	1600	

※Test Frequency/Voltage: 100KHz/1V

※Tolerance: M $\pm 20\%$, N $\pm 30\%$

※Isat: Based on Inductance decrease 30%

※IDC: Based on Temperature increase 40°C

※Operating temperature range : -25 to +125°C (including self-generated heat)

※All the data listed in this catalogue are for reference only, King Core reserves the right to alter or revise the specifications without prior notification.