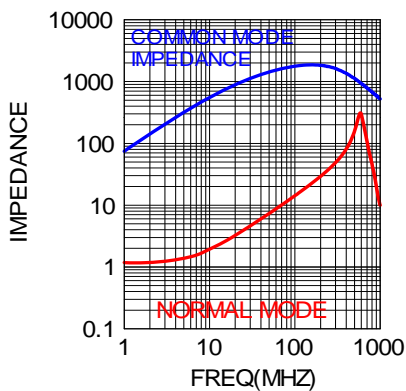


COMMON MODE CHOKE → WCM-4532AUTO SERIES

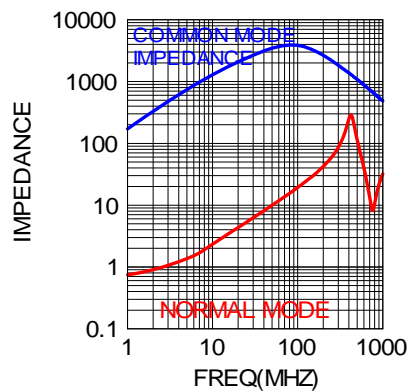
ELECTRICAL CHARACTERISTICS

ORDERING CODE	INDUCTANCE	IMPEDANCE	DC Resistance	IDC (mA) max	Rated Voltage V (DC)	Insulation Resistance (mΩ) min
	(uH) 100KHz/100mV	(Ω)TYP 10MHz	(Ω) max			
WCM-4532AUTO-110YT	11+50(-30)%	600	0.6	250	50	10
WCM-4532AUTO-220YT	22+50(-30)%	1200	1.0	200	50	10
WCM-4532AUTO-510YT	51+50(-30)%	2800	1.0	200	50	10
WCM-4532AUTO-101YT	100+50(-30)%	5800	2.0	150	50	10
WCM-4532AUTO-201YT13	200+60(-20)	-	4.5	100	50	10

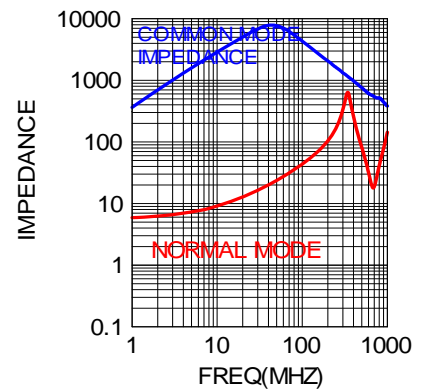
WCM-4532AUTO-110YT



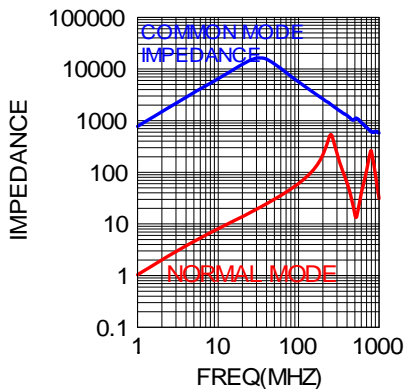
WCM-4532AUTO-220YT



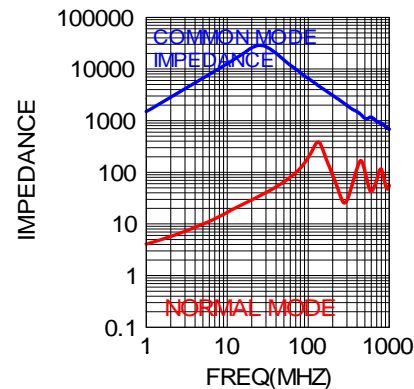
WCM-4532AUTO-510YT



WCM-4532AUTO-101YT



WCM-4532AUTO-201YT13



※Operating temperature range : -40 to +125°C (including self-generated heat)

***Design as Customer's Requested Specifications.**

※All the data listed in this catalogue are for reference only, King Core reserves the right to alter or revise the specifications without prior notification.