


# SPECIFICATION OF FBM□-10 SERIES

## APPLICATIONS

1. EMI suppression for various electric equipment by the addition of impedance to the circuit.
2. It is particularly effective with unstable grounding.
3. High frequency EMI prevention of computers , printers , VCRs , TVs and portable telephone.
4. The FBM□-10 series can minimize attenuation of the signal wave form for high speed signal due to its sharp impedance characteristics.  
This is much lower impedance in frequency range lower than 100 MHz.



## ORDERING CODE

**FBM□-10-160808-121 T**  
**(1) (2) (3) (4) (5)**

### (1) PRODUCT TYPE CODE

FBM : Ferrite Bead Multilayer  
 □ : RoHS Code

### (2) DESIGN CODE

Type : 11,10,09,15,HA,L11,L10

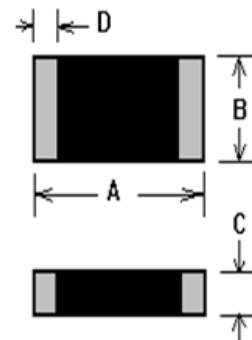
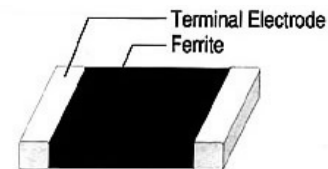
### (3) SIZE CODE

See Following Table

### (4) IMPEDANCE VALUE CODE

Example : 121=120Ω , 280=28Ω

### (5) TAPING



## SHAPE & DIMENSIONS

UNIT:mm (inch)

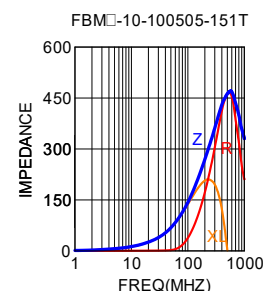
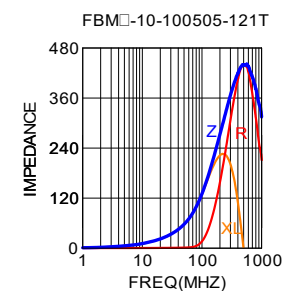
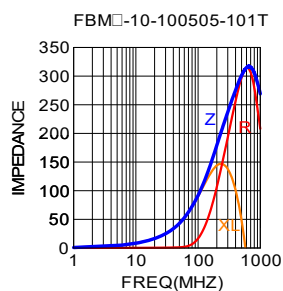
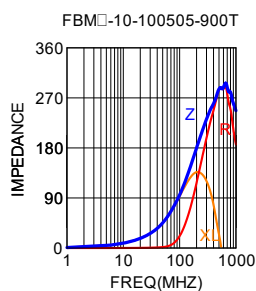
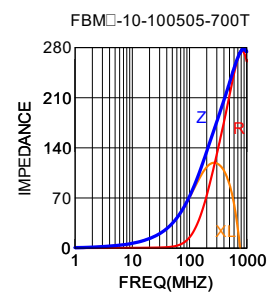
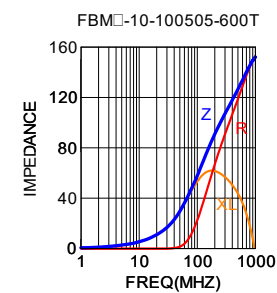
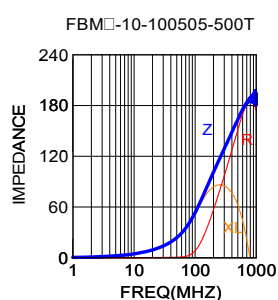
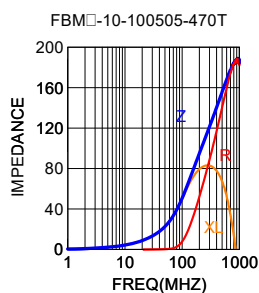
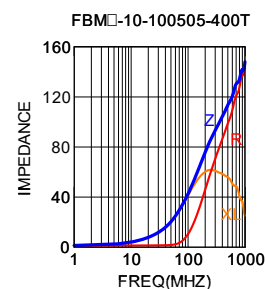
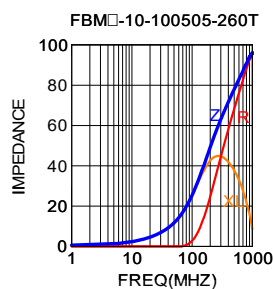
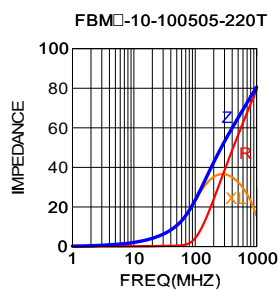
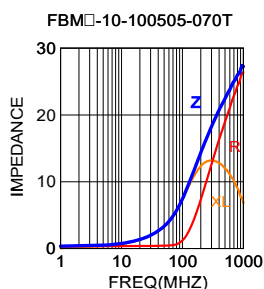
SIZE CODE	A	B	C	D
FBM□-10-100505 (0402)	1.00±0.10 (0.040±0.004)	0.50±0.10 (0.020±0.004)	0.50±0.10 (0.020±0.004)	0.25±0.10 (0.010±0.004)
FBM□-10-160808 (0603)	1.60±0.20 (0.063±0.008)	0.80±0.20 (0.031±0.008)	0.80±0.20 (0.031±0.008)	0.30±0.20 (0.012±0.008)
FBM□-10-201209 (0805)	2.00±0.20 (0.079±0.008)	1.20±0.20 (0.047±0.008)	0.90±0.20 (0.035±0.008)	0.50±0.30 (0.020±0.012)
FBM□-10-321611 (1206)	3.20±0.20 (0.126±0.008)	1.60±0.20 (0.063±0.008)	1.10±0.20 (0.043±0.008)	0.50±0.30 (0.020±0.012)

※All the data listed in this catalogue are for reference only, King Core reserves the right to alter or revise the specifications without prior notification.

# MULTILAYER CHIP BEADS → FBM□-10-100505 : High Frequency Type

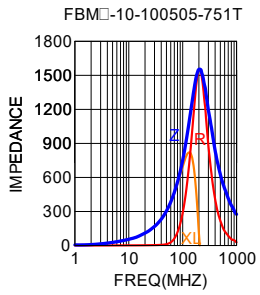
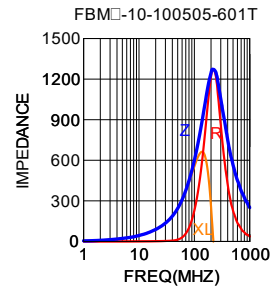
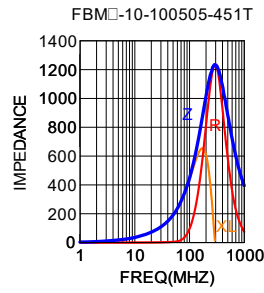
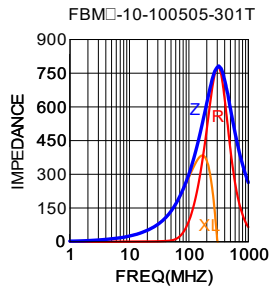
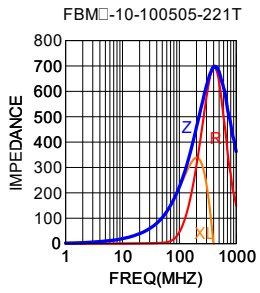
## ELECTRICAL CHARACTERISTICS

ORDERING CODE	Impedance (Ω)	Test Frequency (MHz)	DC Resistance (Ω)max	IDC (mA)max
FBM□-10-100505-070T	7±25%	100	0.10	600
FBM□-10-100505-220T	22±25%	100	0.30	400
FBM□-10-100505-260T	26±25%	100	0.30	150
FBM□-10-100505-400T	40±25%	100	0.30	150
FBM□-10-100505-470T	47±25%	100	0.35	150
FBM□-10-100505-500T	50±25%	100	0.40	150
FBM□-10-100505-600T	60±25%	100	0.40	150
FBM□-10-100505-700T	70±25%	100	0.40	150
FBM□-10-100505-900T	90±25%	100	0.40	150
FBM□-10-100505-101T	100±25%	100	0.40	150
FBM□-10-100505-121T	120±25%	100	0.50	150
FBM□-10-100505-151T	150±25%	100	0.50	150
FBM□-10-100505-221T	220±25%	100	0.80	100
FBM□-10-100505-301T	300±25%	100	0.90	100
FBM□-10-100505-451T	450±25%	100	1.00	100
FBM□-10-100505-601T	600±25%	100	1.10	50
FBM□-10-100505-751T	750±25%	100	1.20	50



※All the data listed in this catalogue are for reference only, King Core reserves the right to alter or revise the specifications without prior notification.

# MULTILAYER CHIP BEADS → FBM□-10-100505 : High Frequency Type



※IDC:Based on Temperature increase 40°C

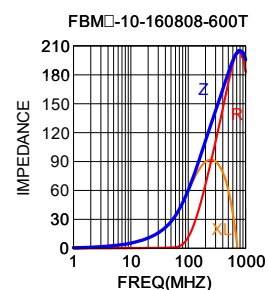
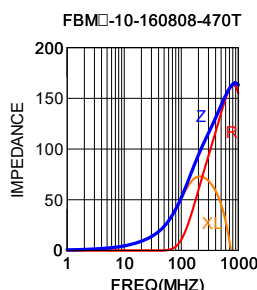
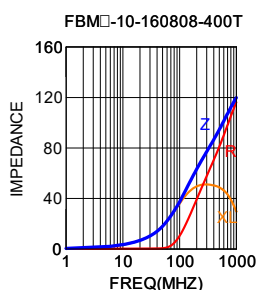
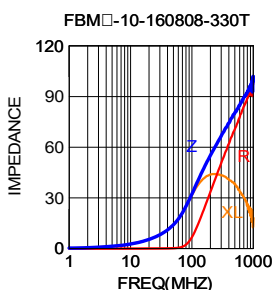
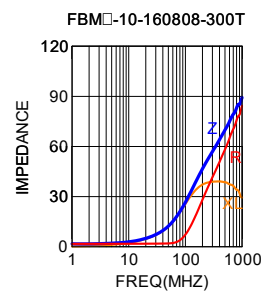
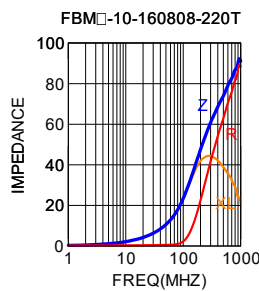
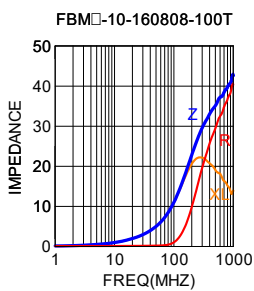
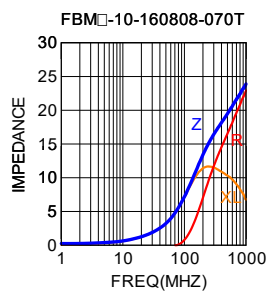
※Operating temperature range : -55 to +125°C (including self-heating)

※All the data listed in this catalogue are for reference only, King Core reserves the right to alter or revise the specifications without prior notification.

# MULTILAYER CHIP BEADS → FBM□-10-160808 : High Frequency Type

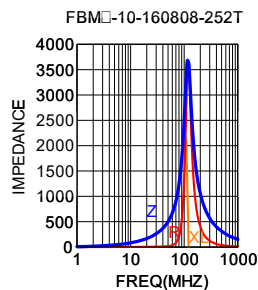
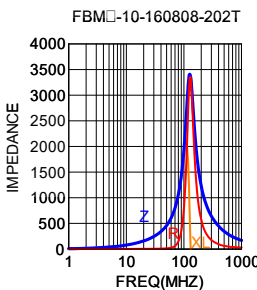
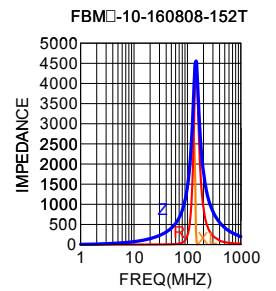
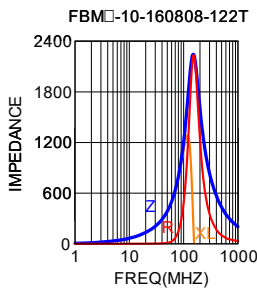
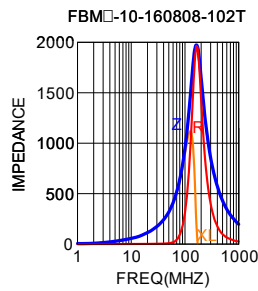
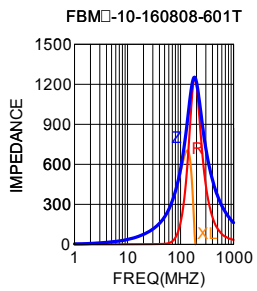
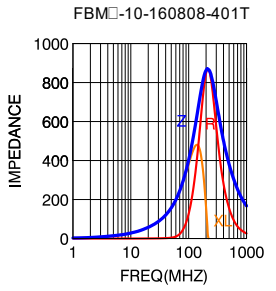
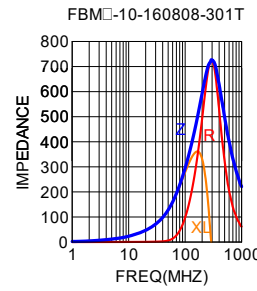
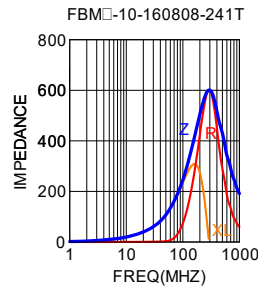
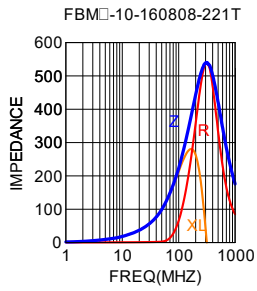
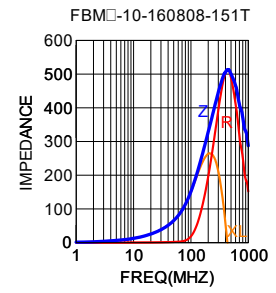
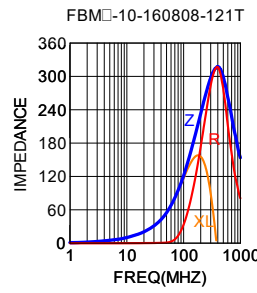
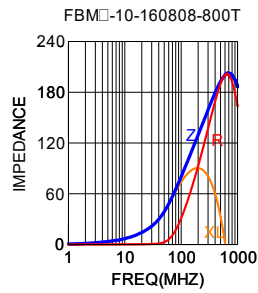
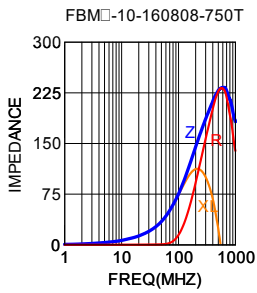
## ELECTRICAL CHARACTERISTICS

ORDERING CODE	Impedance (Ω)	Test Frequency (MHz)	DC Resistance (Ω)max	IDC (mA)max
FBM□-10-160808-070T	7±25%	100	0.10	600
FBM□-10-160808-100T	10±25%	100	0.10	500
FBM□-10-160808-220T	22±25%	100	0.30	300
FBM□-10-160808-300T	30±25%	100	0.30	300
FBM□-10-160808-330T	33±25%	100	0.30	300
FBM□-10-160808-400T	40±25%	100	0.30	300
FBM□-10-160808-470T	47±25%	100	0.30	300
FBM□-10-160808-600T	60±25%	100	0.30	300
FBM□-10-160808-750T	75±25%	100	0.30	300
FBM□-10-160808-800T	80±25%	100	0.30	300
FBM□-10-160808-121T	120±25%	100	0.30	200
FBM□-10-160808-151T	150±25%	100	0.40	200
FBM□-10-160808-221T	220±25%	100	0.40	200
FBM□-10-160808-241T	240±25%	100	0.40	200
FBM□-10-160808-301T	300±25%	100	0.50	200
FBM□-10-160808-401T	400±25%	100	0.50	200
FBM□-10-160808-601T	600±25%	100	0.60	200
FBM□-10-160808-102T	1000±25%	100	1.00	100
FBM□-10-160808-122T	1200±25%	100	1.00	100
FBM□-10-160808-152T	1500±25%	100	1.50	100
FBM□-10-160808-202T	2000±25%	100	1.50	100
FBM□-10-160808-252T	2500±25%	100	1.50	50



※All the data listed in this catalogue are for reference only, King Core reserves the right to alter or revise the specifications without prior notification.

# MULTILAYER CHIP BEADS → FBM□-10-160808 : High Frequency Type



※IDC:Based on Temperature increase 40°C

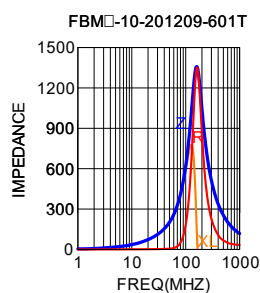
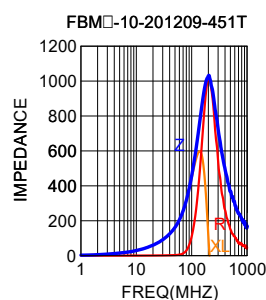
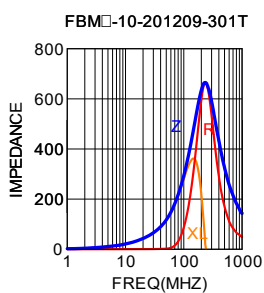
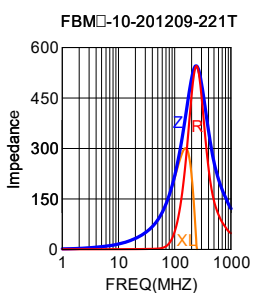
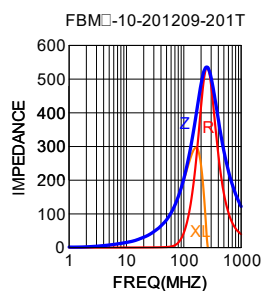
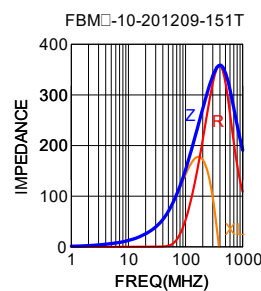
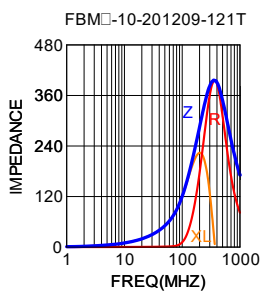
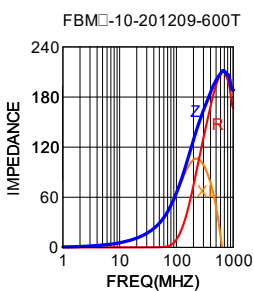
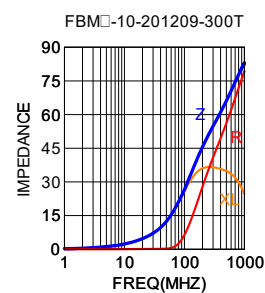
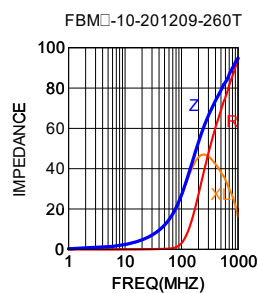
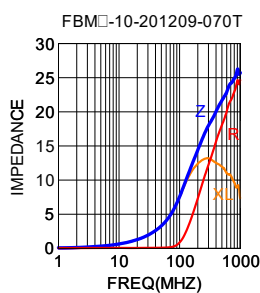
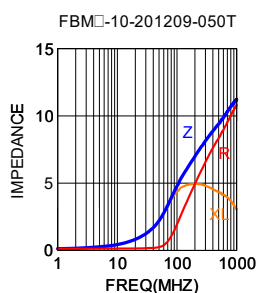
※Operating temperature range : -55 to +125°C (including self-heating)

※All the data listed in this catalogue are for reference only, King Core reserves the right to alter or revise the specifications without prior notification.

# MULTILAYER CHIP BEADS → FBM□-10-201209 : High Frequency Type

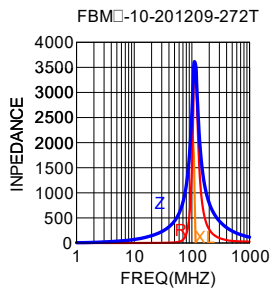
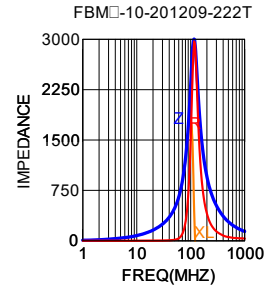
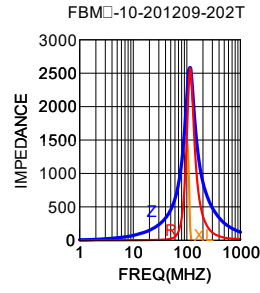
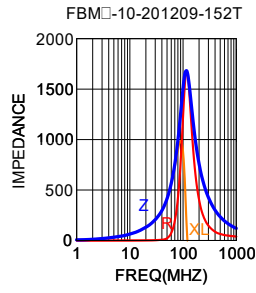
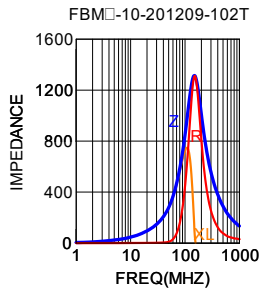
## ELECTRICAL CHARACTERISTICS

ORDERING CODE	Impedance (Ω)	Test Frequency (MHz)	DC Resistance (Ω)max	IDC (mA)max
FBM□-10-201209-050T	5±25%	100	0.10	600
FBM□-10-201209-070T	7±25%	100	0.10	600
FBM□-10-201209-260T	26±25%	100	0.20	500
FBM□-10-201209-300T	30±25%	100	0.15	500
FBM□-10-201209-600T	60±25%	100	0.30	400
FBM□-10-201209-121T	120±25%	100	0.30	300
FBM□-10-201209-151T	150±25%	100	0.40	300
FBM□-10-201209-201T	200±25%	100	0.40	300
FBM□-10-201209-221T	220±25%	100	0.40	300
FBM□-10-201209-301T	300±25%	100	0.50	200
FBM□-10-201209-451T	450±25%	100	0.60	200
FBM□-10-201209-601T	600±25%	100	0.60	200
FBM□-10-201209-102T	1000±25%	100	0.80	200
FBM□-10-201209-152T	1500±25%	100	0.90	100
FBM□-10-201209-202T	2000±25%	100	1.20	100
FBM□-10-201209-222T	2200±25%	100	1.20	100
FBM□-10-201209-272T	2700±25%	100	1.20	100



※All the data listed in this catalogue are for reference only, King Core reserves the right to alter or revise the specifications without prior notification.

# MULTILAYER CHIP BEADS → FBM□-10-201209 : High Frequency Type



※IDC:Based on Temperature increase 40°C

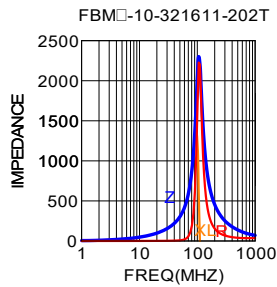
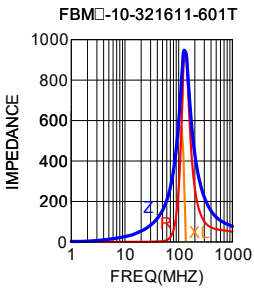
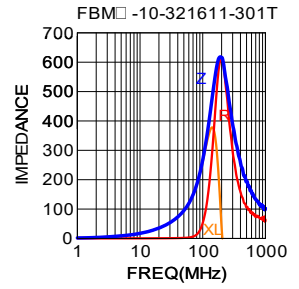
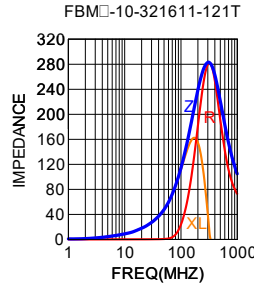
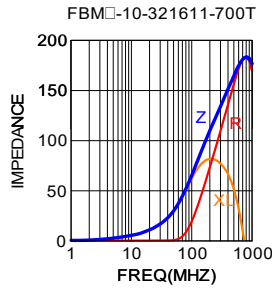
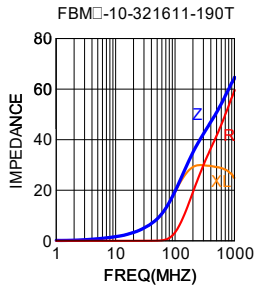
※Operating temperature range : -55 to +125°C (including self-heating)

※All the data listed in this catalogue are for reference only, King Core reserves the right to alter or revise the specifications without prior notification.

# MULTILAYER CHIP BEADS → FBM□-10-321611 : High Frequency Type

## ELECTRICAL CHARACTERISTICS

ORDERING CODE	Impedance (Ω)	Test Frequency (MHz)	DC Resistance (Ω)max	IDC (mA)max
FBM□-10-321611-190T	19±25%	100	0.10	500
FBM□-10-321611-700T	70±25%	100	0.30	500
FBM□-10-321611-121T	120±25%	100	0.30	400
FBM□-10-321611-301T	300±25%	100	0.50	300
FBM□-10-321611-601T	600±25%	100	0.60	200
FBM□-10-321611-202T	2000±25%	100	1.20	100



※IDC:Based on Temperature increase 40°C

※Operating temperature range : -55 to +125°C (including self-heating)

※All the data listed in this catalogue are for reference only, King Core reserves the right to alter or revise the specifications without prior notification.