


SPECIFICATION OF FBM□-10 SERIES

APPLICATIONS

1. EMI suppression for various electric equipment by the addition of impedance to the circuit.
2. It is particularly effective with unstable grounding.
3. High frequency EMI prevention of computers , printers , VCRs , TVs and portable telephone.
4. The FBM□-10 series can minimize attenuation of the signal wave form for high speed signal due to its sharp impedance characteristics.
This is much lower impedance in frequency range lower than 100 MHz.



ORDERING CODE

FBM□-10-100505-121 T

(1) (2) (3) (4) (5)

(1) PRODUCT TYPE CODE

FBM : Ferrite Bead Multilayer

□: RoHS Code

(2) DESIGN CODE

Type : 11,10,09,15,HA,L11,L10

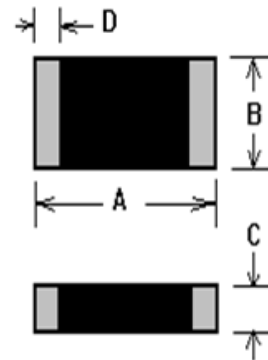
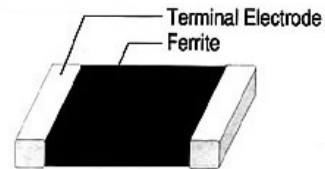
(3) SIZE CODE

See Following Table

(4) IMPEDANCE VALUE CODE

Example : 121=120Ω , 280=28Ω

(5) TAPING



SHAPE & DIMENSIONS

UNIT:mm (inch)

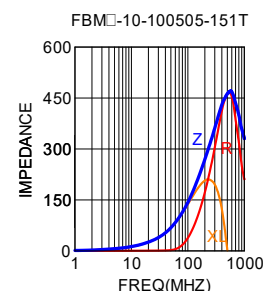
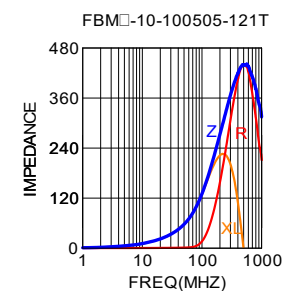
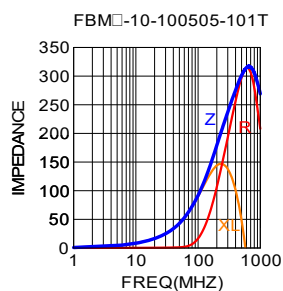
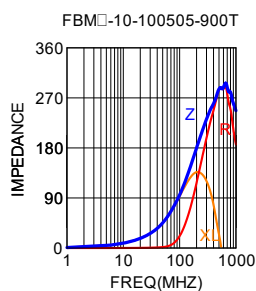
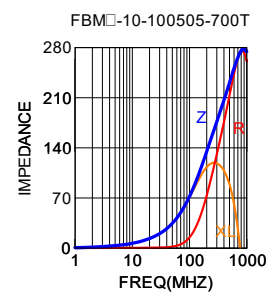
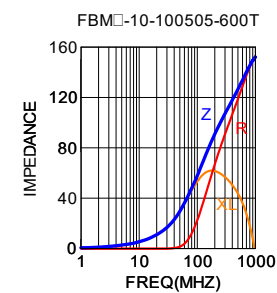
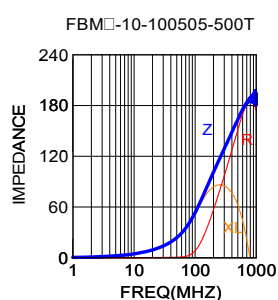
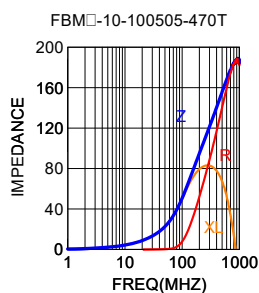
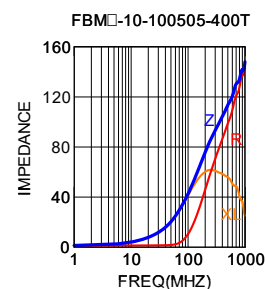
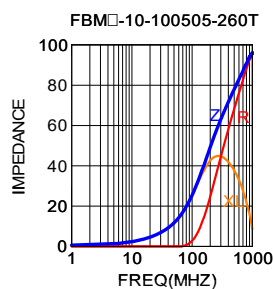
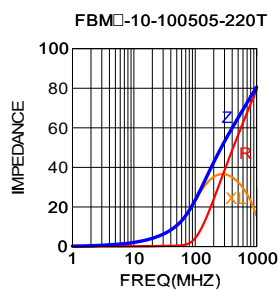
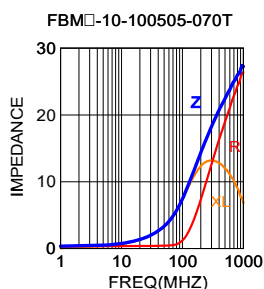
SIZE CODE	A	B	C	D
FBM□-10-100505 (0402)	1.00±0.10 (0.040±0.004)	0.50±0.10 (0.020±0.004)	0.50±0.10 (0.020±0.004)	0.25±0.10 (0.010±0.004)
FBM□-10-160808 (0603)	1.60±0.20 (0.063±0.008)	0.80±0.20 (0.031±0.008)	0.80±0.20 (0.031±0.008)	0.30±0.20 (0.012±0.008)
FBM□-10-201209 (0805)	2.00±0.20 (0.079±0.008)	1.20±0.20 (0.047±0.008)	0.90±0.20 (0.035±0.008)	0.50±0.30 (0.020±0.012)
FBM□-10-321611 (1206)	3.20±0.20 (0.126±0.008)	1.60±0.20 (0.063±0.008)	1.10±0.20 (0.043±0.008)	0.50±0.30 (0.020±0.012)

※All the data listed in this catalogue are for reference only, King Core reserves the right to alter or revise the specifications without prior notification.

MULTILAYER CHIP BEADS → FBM□-10-100505 : High Frequency Type

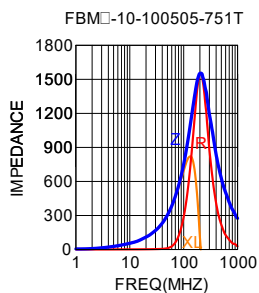
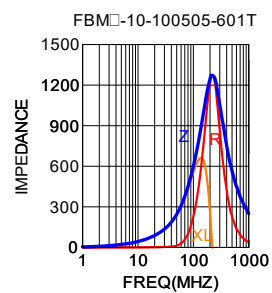
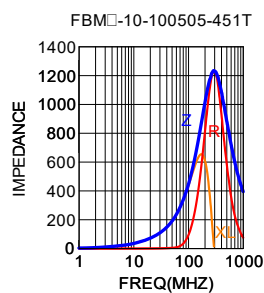
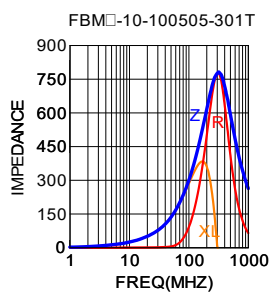
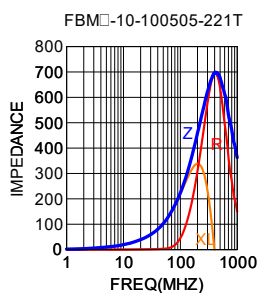
ELECTRICAL CHARACTERISTICS

ORDERING CODE	Impedance (Ω)	Test Frequency (MHz)	DC Resistance (Ω)max	IDC (mA)max
FBM□-10-100505-070T	7±25%	100	0.10	600
FBM□-10-100505-220T	22±25%	100	0.30	400
FBM□-10-100505-260T	26±25%	100	0.30	150
FBM□-10-100505-400T	40±25%	100	0.30	150
FBM□-10-100505-470T	47±25%	100	0.35	150
FBM□-10-100505-500T	50±25%	100	0.40	150
FBM□-10-100505-600T	60±25%	100	0.40	150
FBM□-10-100505-700T	70±25%	100	0.40	150
FBM□-10-100505-900T	90±25%	100	0.40	150
FBM□-10-100505-101T	100±25%	100	0.40	150
FBM□-10-100505-121T	120±25%	100	0.50	150
FBM□-10-100505-151T	150±25%	100	0.50	150
FBM□-10-100505-221T	220±25%	100	0.80	100
FBM□-10-100505-301T	300±25%	100	0.90	100
FBM□-10-100505-451T	450±25%	100	1.00	100
FBM□-10-100505-601T	600±25%	100	1.10	50
FBM□-10-100505-751T	750±25%	100	1.20	50



※All the data listed in this catalogue are for reference only, King Core reserves the right to alter or revise the specifications without prior notification.

MULTILAYER CHIP BEADS → FBM□-10-100505 : High Frequency Type



※IDC:Based on Temperature increase 40°C

※Operating temperature range : -55 to +125°C (including self-heating)

※All the data listed in this catalogue are for reference only, King Core reserves the right to alter or revise the specifications without prior notification.



KING CORE ELECTRONICS INC.
Tel:886-3-4698855 Fax:886-3-4691395

No.269,Nanfong Rd.,Pingjhen City,Taoyuan County, Taiwan
E-mail:kc@mail.kingcore.com.tw Web Site:http://www.kingcore.com.tw