


SPECIFICATION OF FBM□-□□□□_A□□ SERIES

APPLICATIONS

1. EMI suppression for various electric equipment by the addition of impedance to the circuit.
2. It is particularly effective with unstable grounding.
3. High frequency EMI prevention of computers , printers , VCRs , TVs and portable telephone.
4. The FBM□-A□□ series can be used in high current circuits due to its low DC resistance.
It can match power line to a maximum of 10A DC.



ORDERING CODE

FBM□ - 11 - 322513 - 121 A□□ R T
(1) (2) (3) (4) (5) (6)(7)

(1) PRODUCT TYPE CODE

FBM : Ferrite Bead Multilayer

□: RoHS Code

(2) DESIGN CODE

Type : 11,10,09,15,HA,L11,L10

(3) SIZE CODE

See Following Table

(4) IMPEDANCE VALUE CODE

Example : 121=120Ω , 280=28Ω

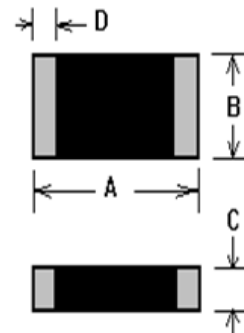
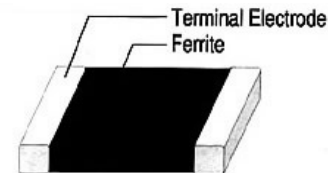
(5) A□□ MEANS HIGH CURRENT RATING

Example : A10 means 1000mA

A08 means 800mA

(6) R : SPECIAL DCR CODE

(7) TAPING



SHAPE & DIMENSIONS

UNIT:mm (inch)

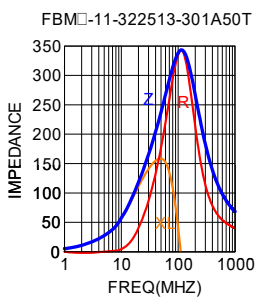
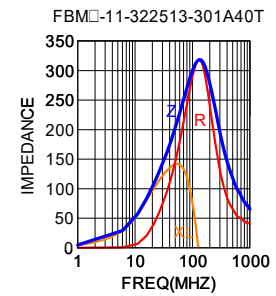
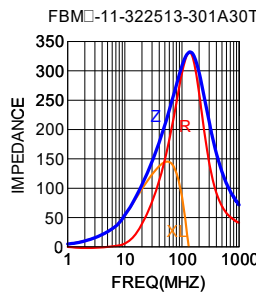
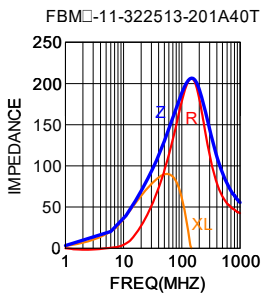
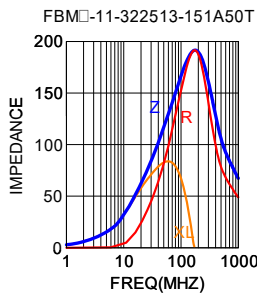
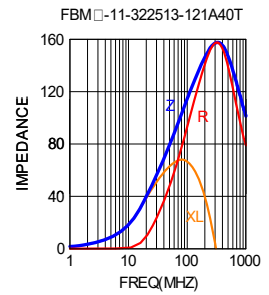
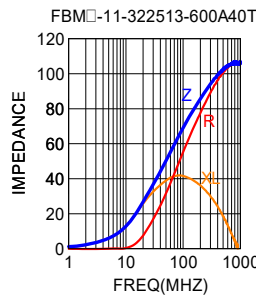
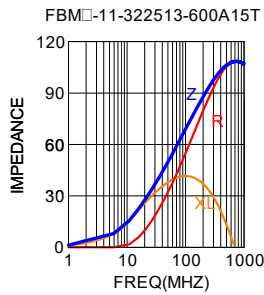
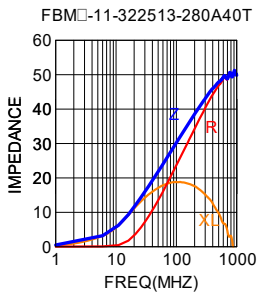
SIZE CODE	A	B	C	D
FBM□-11-100505 (0402)	1.00±0.10 (0.040±0.004)	0.50±0.10 (0.020±0.004)	0.50±0.10 (0.020±0.004)	0.25±0.10 (0.010±0.004)
FBM□-11-160808 (0603)	1.60±0.20 (0.063±0.008)	0.80±0.20 (0.031±0.008)	0.80±0.20 (0.031±0.008)	0.30±0.20 (0.012±0.008)
FBM□-11-201209 (0805)	2.00±0.20 (0.079±0.008)	1.20±0.20 (0.047±0.008)	0.90±0.20 (0.035±0.008)	0.50±0.30 (0.020±0.012)
FBM□-11-321611 (1206)	3.20±0.20 (0.126±0.008)	1.60±0.20 (0.063±0.008)	1.10±0.20 (0.043±0.008)	0.50±0.30 (0.020±0.012)
FBM□-11-322513 (1210)	3.20±0.20 (0.126±0.008)	2.50±0.20 (0.098±0.008)	1.30±0.20 (0.051±0.008)	0.50±0.30 (0.020±0.012)
FBM□-11-451616 (1806)	4.50±0.20 (0.177±0.008)	1.60±0.20 (0.063±0.008)	1.60±0.20 (0.063±0.008)	0.50±0.30 (0.020±0.012)
FBM□-11-453215 (1812)	4.50±0.20 (0.177±0.008)	3.20±0.20 (0.126±0.008)	1.50±0.20 (0.059±0.008)	0.50±0.30 (0.020±0.012)

※All the data listed in this catalogue are for reference only, King Core reserves the right to alter or revise the specifications without prior notification.

MULTILAYER CHIP BEADS → FBM□-11-322513 : High Current Standard Type

ELECTRICAL CHARACTERISTICS

ORDERING CODE	Impedance (Ω)	Test Frequency (MHz)	DC Resistance (Ω)max	IDC (mA)max
FBM□-11-322513-280A40T	28±25%	100	0.035	4000
FBM□-11-322513-600A15T	60±25%	100	0.150	1500
FBM□-11-322513-600A40T	60±25%	100	0.035	4000
FBM□-11-322513-121A40T	120±25%	100	0.035	4000
FBM□-11-322513-151A50T	150±25%	100	0.020	5000
FBM□-11-322513-201A40T	200±25%	100	0.035	4000
FBM□-11-322513-301A30T	300±25%	100	0.040	3000
FBM□-11-322513-301A40T	300±25%	100	0.035	4000
FBM□-11-322513-301A50T	300±25%	100	0.025	5000



※IDC:Based on Temperature increase 40°C

※Operating temperature range : -55 to +125°C (including self-heating)

※All the data listed in this catalogue are for reference only, King Core reserves the right to alter or revise the specifications without prior notification.