


SPECIFICATION OF FBM□-11 SERIES

APPLICATIONS

1. EMI suppression for various electric equipment by the addition of impedance to the circuit.
2. It is particularly effective with unstable grounding.
3. High frequency EMI prevention of computers , printers , VCRs , TVs and portable telephone.
4. The FBM□-11 series generates an impedance from the relatively low to high frequency. Therefore the FBM□-11 series is effective in noise suppression in the wide frequency range.



ORDERING CODE

FBM□ - 11 - 100505 - 121 T
(1) (2) (3) (4) (5)

(1) PRODUCT TYPE CODE

FBM : Ferrite Bead Multilayer
 □ : RoHS Code

(2) DESIGN CODE

Type : 11,10,09,15,HA,L11,L10

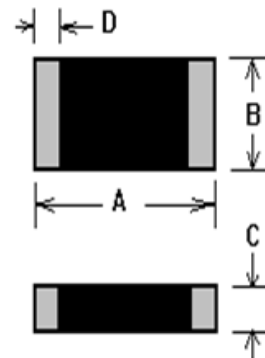
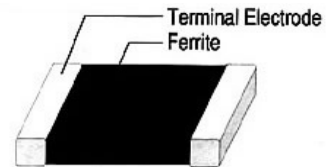
(3) SIZE CODE

See Following Table

(4) IMPEDANCE VALUE CODE

Example : 121=120Ω , 280=28Ω

(5) TAPING



SHAPE & DIMENSIONS

UNIT:mm (inch)

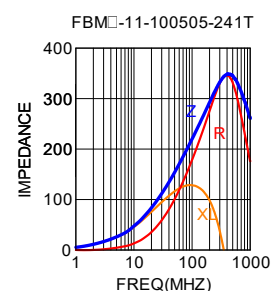
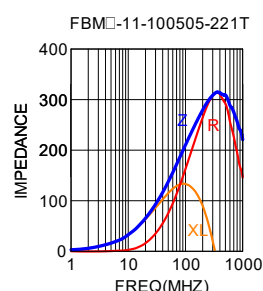
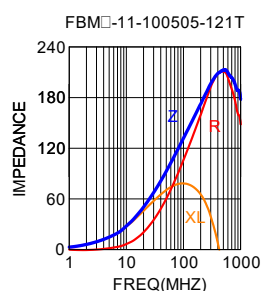
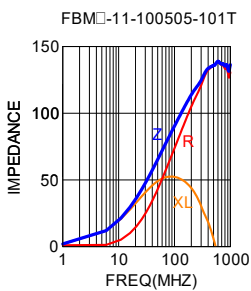
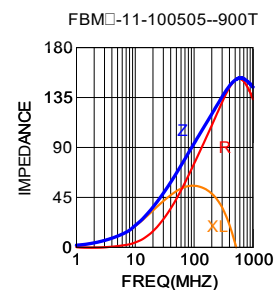
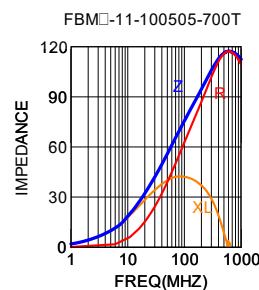
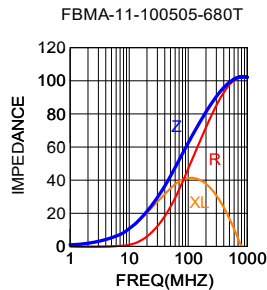
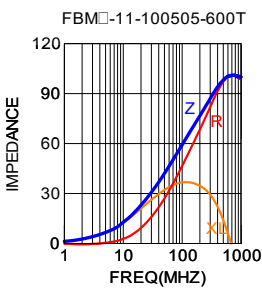
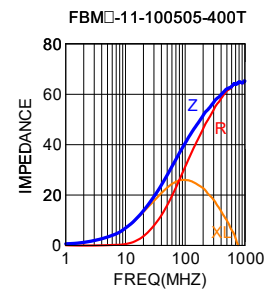
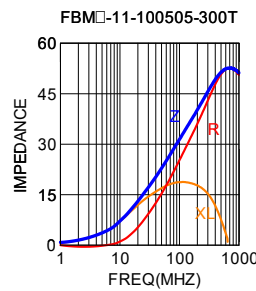
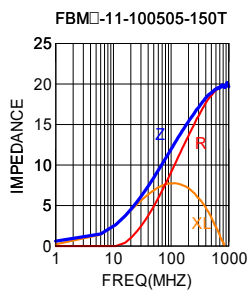
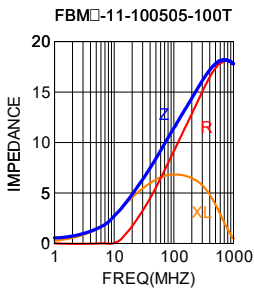
| SIZE CODE | A | B | C | D |
|--------------------------|----------------------------|----------------------------|----------------------------|----------------------------|
| FBM□-11-100505 (0402) | 1.00±0.10 (0.040±0.004) | 0.50±0.10 (0.020±0.004) | 0.50±0.10 (0.020±0.004) | 0.25±0.10 (0.010±0.004) |
| FBM□-11-160808 (0603) | 1.60±0.20 (0.063±0.008) | 0.80±0.20 (0.031±0.008) | 0.80±0.20 (0.031±0.008) | 0.30±0.20 (0.012±0.008) |
| FBM□-11-201209 (0805) | 2.00±0.20 (0.079±0.008) | 1.20±0.20 (0.047±0.008) | 0.90±0.20 (0.035±0.008) | 0.50±0.30 (0.020±0.012) |
| FBM□-11-321611 (1206) | 3.20±0.20 (0.126±0.008) | 1.60±0.20 (0.063±0.008) | 1.10±0.20 (0.043±0.008) | 0.50±0.30 (0.020±0.012) |

※All the data listed in this catalogue are for reference only, King Core reserves the right to alter or revise the specifications without prior notification.

MULTILAYER CHIP BEADS → FBM□-11-100505 : Standard Type

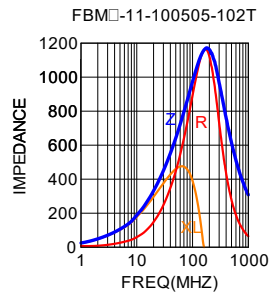
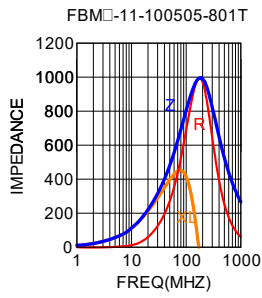
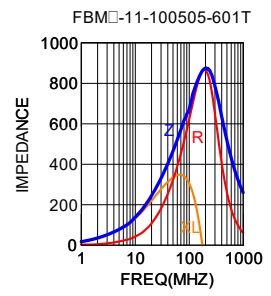
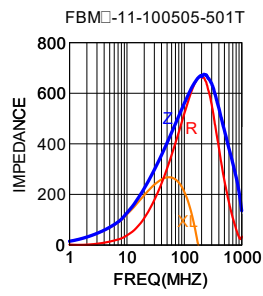
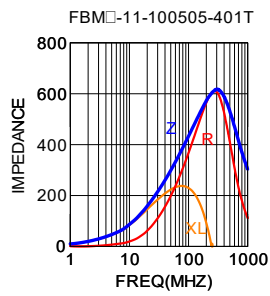
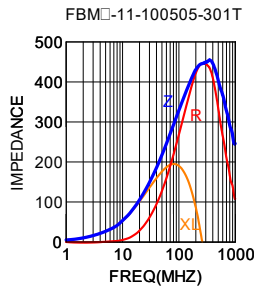
ELECTRICAL CHARACTERISTICS

| ORDERING CODE | Impedance (Ω) | Test Frequency (MHz) | DC Resistance (Ω)max | IDC (mA)max |
|---------------------|---------------|----------------------|----------------------|-------------|
| FBM□-11-100505-100T | 10±25% | 100 | 0.3 | 150 |
| FBM□-11-100505-150T | 15±25% | 100 | 0.2 | 300 |
| FBM□-11-100505-300T | 30±25% | 100 | 0.3 | 150 |
| FBM□-11-100505-400T | 40±25% | 100 | 0.3 | 150 |
| FBM□-11-100505-600T | 60±25% | 100 | 0.4 | 150 |
| FBM□-11-100505-680T | 68±25% | 100 | 0.4 | 150 |
| FBM□-11-100505-700T | 70±25% | 100 | 0.3 | 150 |
| FBM□-11-100505-900T | 90±25% | 100 | 0.4 | 150 |
| FBM□-11-100505-101T | 100±25% | 100 | 0.4 | 150 |
| FBM□-11-100505-121T | 120±25% | 100 | 0.5 | 150 |
| FBM□-11-100505-221T | 220±25% | 100 | 0.7 | 100 |
| FBM□-11-100505-241T | 240±25% | 100 | 0.8 | 100 |
| FBM□-11-100505-301T | 300±25% | 100 | 0.8 | 100 |
| FBM□-11-100505-401T | 400±25% | 100 | 0.8 | 100 |
| FBM□-11-100505-501T | 500±25% | 100 | 0.9 | 100 |
| FBM□-11-100505-601T | 600±25% | 100 | 1.0 | 100 |
| FBM□-11-100505-801T | 800±25% | 100 | 1.1 | 50 |
| FBM□-11-100505-102T | 1000±25% | 100 | 1.2 | 50 |



※All the data listed in this catalogue are for reference only, King Core reserves the right to alter or revise the specifications without prior notification.

MULTILAYER CHIP BEADS → FBM□-11-100505 : Standard Type



※IDC:Based on Temperature increase 40°C

※Operating temperature range : -55 to +125°C (including self-heating)

※All the data listed in this catalogue are for reference only, King Core reserves the right to alter or revise the specifications without prior notification.