


# SPECIFICATION OF FBM□-11 SERIES

## APPLICATIONS

1. EMI suppression for various electric equipment by the addition of impedance to the circuit.
2. It is particularly effective with unstable grounding.
3. High frequency EMI prevention of computers , printers , VCRs , TVs and portable telephone.
4. The FBM□-11 series generates an impedance from the relatively low to high frequency. Therefore the FBM□-11 series is effective in noise suppression in the wide frequency range.



## ORDERING CODE

**FBM□ - 11 - 201209 - 121 T**  
 (1) (2) (3) (4) (5)

### (1) PRODUCT TYPE CODE

FBM : Ferrite Bead Multilayer  
 □ : RoHS Code

### (2) DESIGN CODE

Type : 11,10,09,15,HA,L11,L10

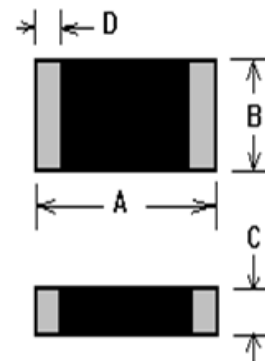
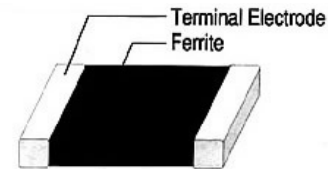
### (3) SIZE CODE

See Following Table

### (4) IMPEDANCE VALUE CODE

Example : 121=120Ω , 280=28Ω

### (5) TAPING



## SHAPE & DIMENSIONS

UNIT:mm (inch)

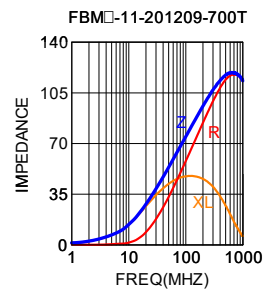
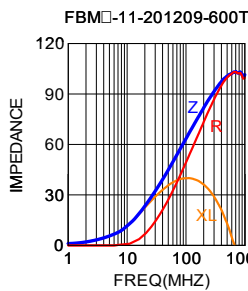
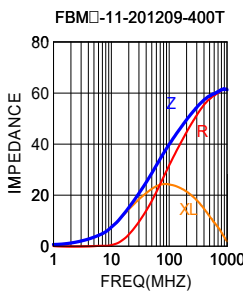
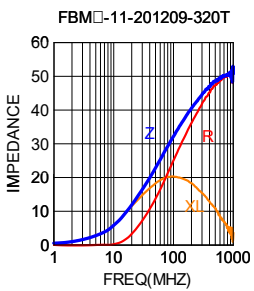
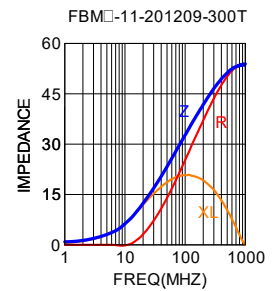
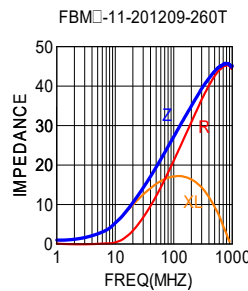
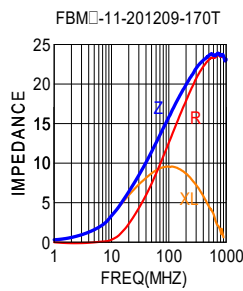
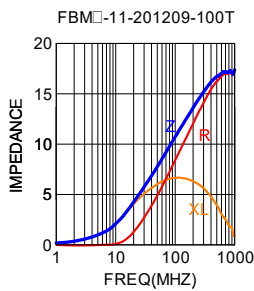
SIZE CODE	A	B	C	D
FBM□-11-100505 (0402)	1.00±0.10 (0.040±0.004)	0.50±0.10 (0.020±0.004)	0.50±0.10 (0.020±0.004)	0.25±0.10 (0.010±0.004)
FBM□-11-160808 (0603)	1.60±0.20 (0.063±0.008)	0.80±0.20 (0.031±0.008)	0.80±0.20 (0.031±0.008)	0.30±0.20 (0.012±0.008)
FBM□-11-201209 (0805)	2.00±0.20 (0.079±0.008)	1.20±0.20 (0.047±0.008)	0.90±0.20 (0.035±0.008)	0.50±0.30 (0.020±0.012)
FBM□-11-321611 (1206)	3.20±0.20 (0.126±0.008)	1.60±0.20 (0.063±0.008)	1.10±0.20 (0.043±0.008)	0.50±0.30 (0.020±0.012)

※All the data listed in this catalogue are for reference only, King Core reserves the right to alter or revise the specifications without prior notification.

# MULTILAYER CHIP BEADS → FBM□-11-201209 : Standard Type

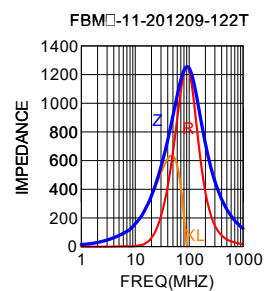
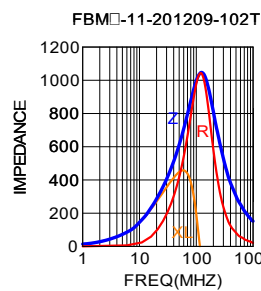
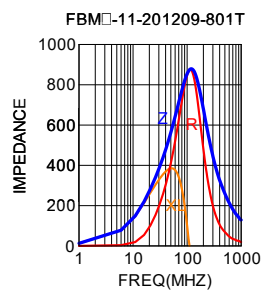
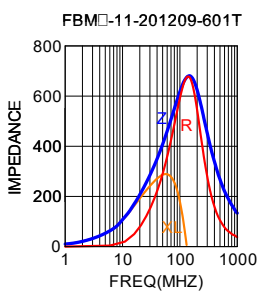
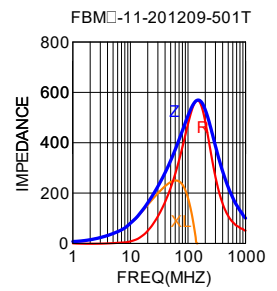
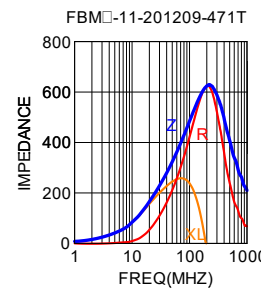
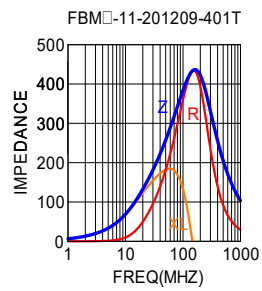
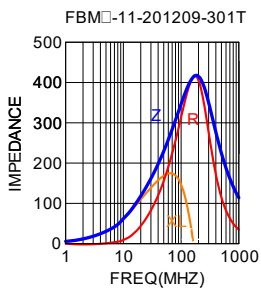
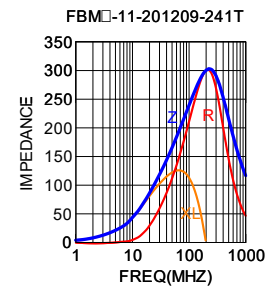
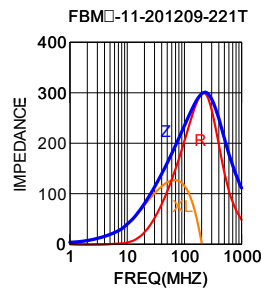
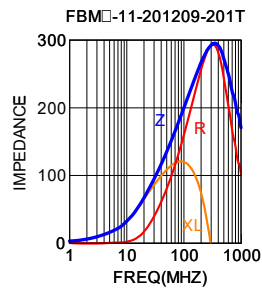
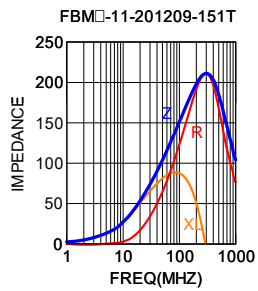
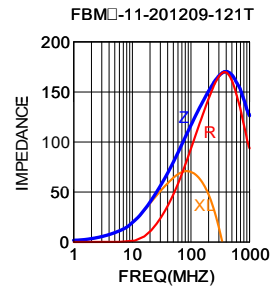
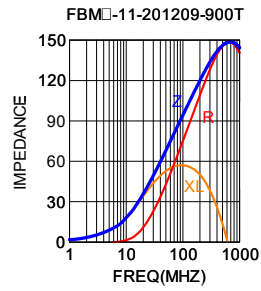
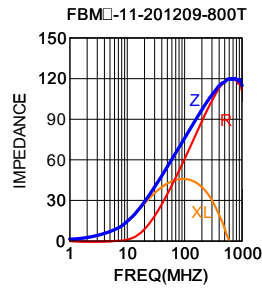
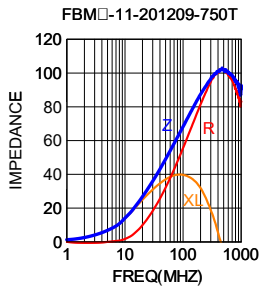
## ELECTRICAL CHARACTERISTICS

ORDERING CODE	Impedance (Ω)	Test Frequency (MHz)	DC Resistance (Ω)max	IDC (mA)max
FBM□-11-201209-100T	10±25%	100	0.1	600
FBM□-11-201209-170T	17±25%	100	0.1	600
FBM□-11-201209-260T	26±25%	100	0.1	600
FBM□-11-201209-300T	30±25%	100	0.15	500
FBM□-11-201209-320T	32±25%	100	0.15	500
FBM□-11-201209-400T	40±25%	100	0.3	300
FBM□-11-201209-600T	60±25%	100	0.3	400
FBM□-11-201209-700T	70±25%	100	0.3	400
FBM□-11-201209-750T	75±25%	100	0.3	400
FBM□-11-201209-800T	80±25%	100	0.3	400
FBM□-11-201209-900T	90±25%	100	0.3	300
FBM□-11-201209-121T	120±25%	100	0.3	300
FBM□-11-201209-151T	150±25%	100	0.4	300
FBM□-11-201209-201T	200±25%	100	0.4	300
FBM□-11-201209-221T	220±25%	100	0.4	300
FBM□-11-201209-241T	240±25%	100	0.4	200
FBM□-11-201209-301T	300±25%	100	0.4	200
FBM□-11-201209-401T	400±25%	100	0.5	200
FBM□-11-201209-471T	470±25%	100	0.5	200
FBM□-11-201209-501T	500±25%	100	0.5	200
FBM□-11-201209-601T	600±25%	100	0.6	200
FBM□-11-201209-801T	800±25%	100	0.7	150
FBM□-11-201209-102T	1000±25%	100	0.8	200
FBM□-11-201209-122T	1200±25%	100	0.8	200



※All the data listed in this catalogue are for reference only, King Core reserves the right to alter or revise the specifications without prior notification.

# MULTILAYER CHIP BEADS → FBM□-11-201209 : Standard Type



※IDC:Based on Temperature increase 40°C

※Operating temperature range : -55 to +125°C (including self-heating)

※All the data listed in this catalogue are for reference only, King Core reserves the right to alter or revise the specifications without prior notification.