


# SPECIFICATION OF WCM-□□□□AUTO SERIES

**AEC-Q200**



## FEATURES

- Wire-wound common mode choke coil
- Common mode filters for automotive Ethernet 1000BASE-T1 (WCM-3225AUTO-800YT)
- Common mode EMC Solution
- Compatible with RoHS Directive and AEC-Q200
- Compatible with Automotive required operating temperature -40 to +125°C



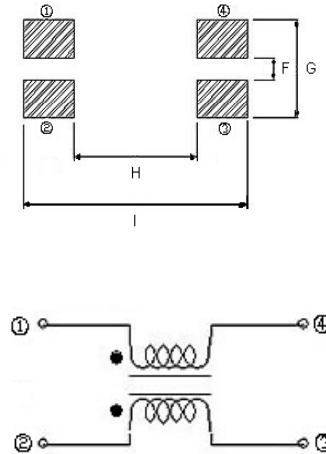
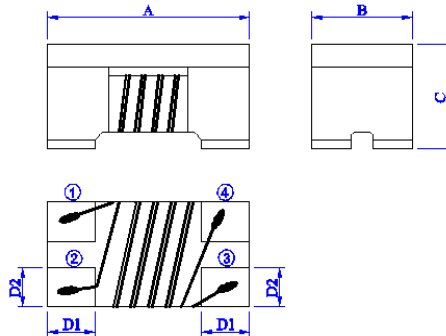
## APPLICATIONS

- Preventive measure against high speed transmission signal radiation emissions for FlexRay, CAN/CAN-FD, Ethernet system

## ORDERING CODE

WCM - 3225AUTO - 110 Y T  
 (1) (2) (3) (4) (5)

- (1) PRODUCT TYPE CODE
- (2) PRODUCT SIZE & DESIGN CODE
- (3) INDUCTANCE CODE
- (4) TOLERANCE
- (5) TAPING CODE



## APPEARANCE & DIMENSIONS

UNIT:mm (inch)

SIZE CODE	A	B	C	D1 TYP	D2 TYP	F TYP	G TYP	H TYP	I TYP		
WCM-3225AUTO (1210)	3.30±0.20 (0.13±0.008)	2.60±0.20 (0.102±0.008)	2.40±0.20 (0.094±0.008)	0.50 (0.019)	0.90 (0.035)	0.60 (0.024)	3.50 (0.138)	1.60 (0.063)	4.00 (0.157)		
WCM-4532AUTO (1812)	4.50±0.20 (0.177±0.008)	3.20±0.20 (0.126±0.008)	2.80+0.35(-0.2) (0.110±0.008)	1.00 (0.039)	1.20 (0.039)	0.40 (0.016)	3.60 (0.141)	2.10 (0.082)	4.90 (0.192)		

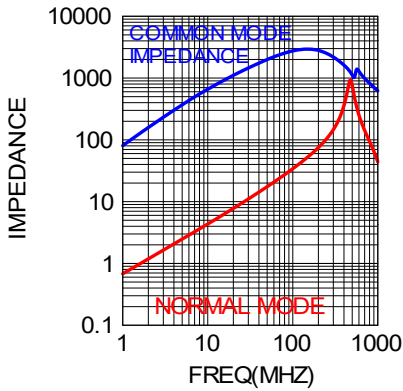
※All the data listed in this catalogue are for reference only, King Core reserves the right to alter or revise the specifications without prior notification.

# COMMON MODE CHOKE → WCM-3225AUTO SERIES

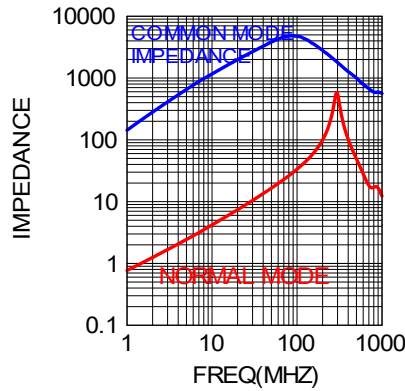
## ELECTRICAL CHARACTERISTICS

ORDERING CODE	INDUCTANCE	IMPEDANCE	DC Resistance	IDC	Rated Voltage	Insulation Resistance
	( $\mu$ H)	( $\Omega$ )min	( $\Omega$ )		V	
	100KHz/100mV	10MHz/100mV	max	max	(DC)	( $m\Omega$ )
						min
WCM-3225AUTO-110YT	11+50(-30)%	300	0.4	300	80	10
WCM-3225AUTO-220YT	22+50(-30)%	500	0.5	250	80	10
WCM-3225AUTO-510YT	51+50(-30)%	1000	0.7	200	80	10
WCM-3225AUTO-800YT	80+50(-30)%	1800	1.5	200	80	10
WCM-3225AUTO-101YT	100+50(-30)%	2200	1.9	150	80	10
WCM-3225AUTO-201YT	200+50(-30)%	4000	4.0	100	80	10

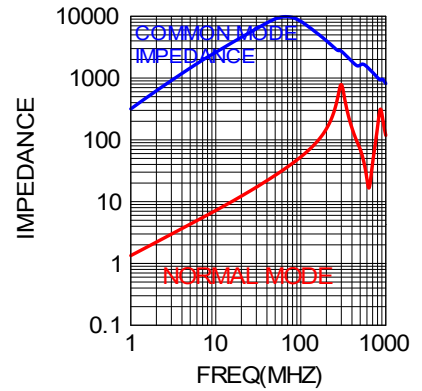
WCM-3225AUTO-110YT



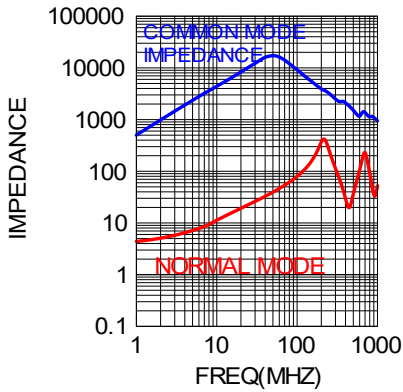
WCM-3225AUTO-220YT



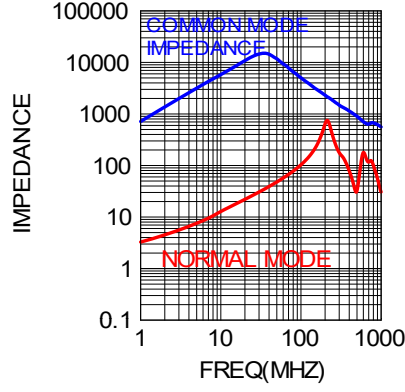
WCM-3225AUTO-510YT



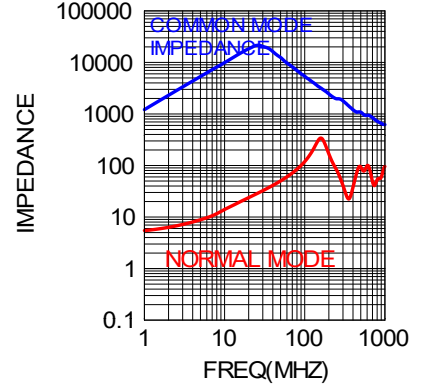
WCM-3225AUTO-800YT



WCM-3225AUTO-101YT



WCM-3225AUTO-201YT



※IDC: Based on Temperature increase 40°C

※Operating temperature range : -40 to +125°C (including self-generated heat)

\* Design as Customer's Requested Specifications.

※All the data listed in this catalogue are for reference only, King Core reserves the right to alter or revise the specifications without prior notification.