


SPECIFICATION OF WCM-□□□□AUTO SERIES

AEC-Q200



FEATURES

- Wire-wound common mode choke coil
- Common mode EMC Solution
- Compatible with RoHS Directive and AEC-Q200
- Compatible with Automotive required operating temperature
-40 to +125°C



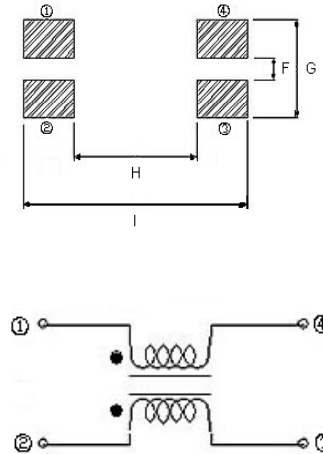
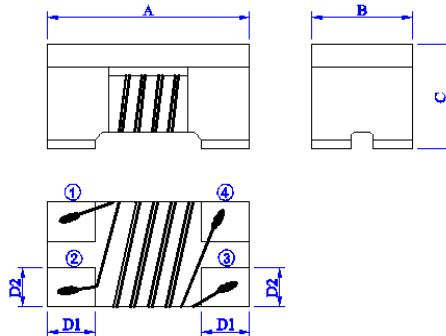
APPLICATIONS

- Preventive measure against high speed transmission signal radiation emissions for FlexRay, CAN/CAN-FD system

ORDERING CODE

WCM-4532AUTO-101 Y T
 (1) (2) (3) (4) (5)

- (1) PRODUCT TYPE CODE
- (2) PRODUCT SIZE & DESIGN CODE
- (3) INDUCTANCE CODE
- (4) TOLERANCE
- (5) TAPING CODE



APPEARANCE & DIMENSIONS

UNIT:mm (inch)

SIZE CODE	A	B	C	D1 TYP	D2 TYP	F TYP	G TYP	H TYP	I TYP		
WCM-3225AUTO (1210)	3.30±0.20 (0.13±0.008)	2.60±0.20 (0.102±0.008)	2.40±0.20 (0.094±0.008)	0.50 (0.019)	0.90 (0.035)	0.60 (0.024)	3.50 (0.138)	1.60 (0.063)	4.00 (0.157)		
WCM-4532AUTO (1812)	4.50±0.20 (0.177±0.008)	3.20±0.20 (0.126±0.008)	2.80+0.35(-0.2) (0.110±0.008)	1.00 (0.039)	1.20 (0.039)	0.40 (0.016)	3.60 (0.141)	2.10 (0.082)	4.90 (0.192)		

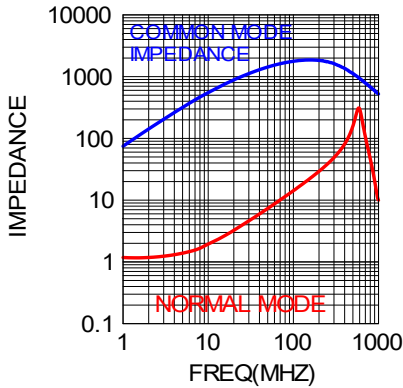
※All the data listed in this catalogue are for reference only, King Core reserves the right to alter or revise the specifications without prior notification.

COMMON MODE CHOKE → WCM-4532AUTO SERIES

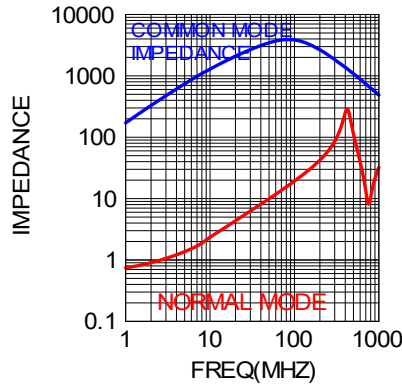
ELECTRICAL CHARACTERISTICS

ORDERING CODE	INDUCTANCE	IMPEDANCE	DC Resistance	IDC	Rated Voltage	Insulation Resistance
	(uH) 100KHz/100mV	(Ω)TYP 10MHz/100mV	(Ω) max			
WCM-4532AUTO-110YT	11+50(-30)%	600	0.6	250	50	10
WCM-4532AUTO-220YT	22+50(-30)%	1200	1.0	200	50	10
WCM-4532AUTO-510YT	51+50(-30)%	2800	1.0	200	50	10
WCM-4532AUTO-101YT	100+50(-30)%	5800	2.0	150	50	10
WCM-4532AUTO-201YT13	200+60(-20)	13000	4.5	100	50	10

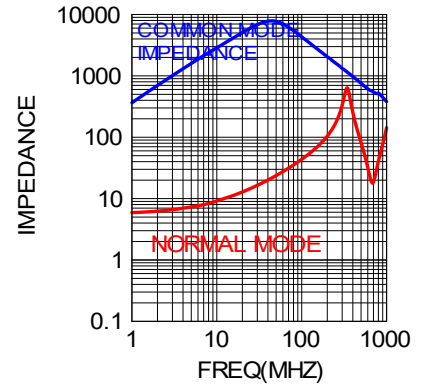
WCM-4532AUTO-110YT



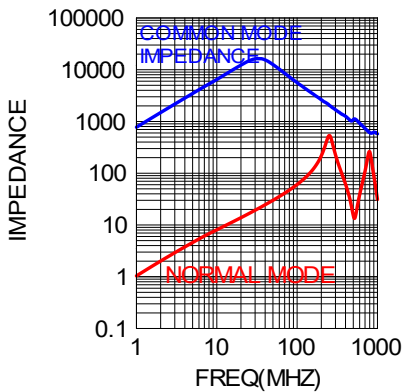
WCM-4532AUTO-220YT



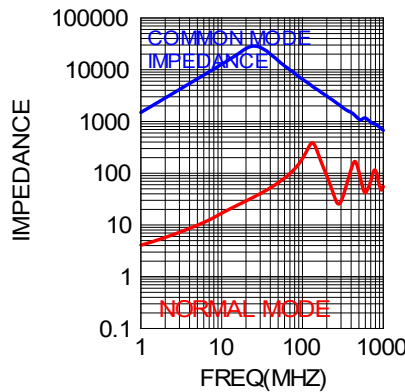
WCM-4532AUTO-510YT



WCM-4532AUTO-101YT



WCM-4532AUTO-201YT13



※IDC:Based on Temperature increase 40°C

※Operating temperature range : -40 to +125°C (including self-generated heat)

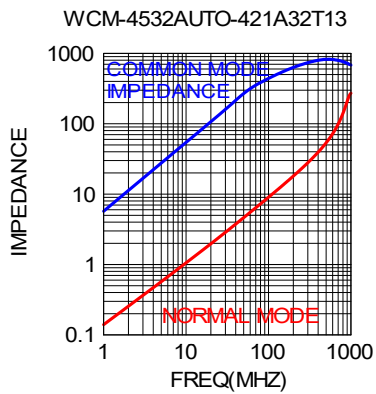
* Design as Customer's Requested Specifications.

※All the data listed in this catalogue are for reference only, King Core reserves the right to alter or revise the specifications without prior notification.

COMMON MODE CHOKE → WCM-4532AUTO SERIES

ELECTRICAL CHARACTERISTICS

ORDERING CODE	Impedance (Ω)	IMPEDANCE (Ω)TYP	DC Resistance (Ω)	IDC (mA)	Rated Voltage V (DC)	Insulation Resistance (mΩ)
	100MHz	10MHz	max	max		min
WCM-4532AUTO-421A32T13	420±25%	55	0.052	3200	50	10



※IDC:Based on Temperature increase 40°C
 ※Operating temperature range : -40 to +125°C (including self-generated heat)

* Design as Customer's Requested Specifications.
 ※All the data listed in this catalogue are for reference only, King Core reserves the right to alter or revise the specifications without prior notification.