


SPECIFICATION OF WCM-SCMAUTO, SCMEAUTO SERIES

AEC-Q200



FEATURES

1. Low DCR and excellent impedance characteristics.
2. High rated current.
3. Excellent common mode EMI noise suppression.
4. Virtually no distortion of signals.
5. Excellent thermal characteristics over temperature, compatible with Automotive operating temperature required.



APPLICATIONS

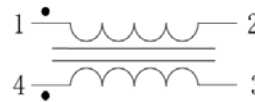
1. EMI suppression for power line, AC/DC adaptor, larger electronic equipment, perAUTOnal computers, peripherals, IoT etc.
2. Automotive entertainment equipment and control system.

ORDERING CODE

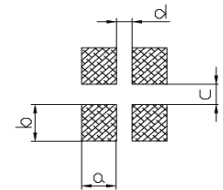
WCM - 5025 SCMAUTO - 501 T
 (1) (2) (3) (4) (5)

- (1) PRODUCT TYPE CODE
- (2) PRODUCT SIZE CODE
- (3) DESIGN CODE
- (4) IMPEDANCE
- (5) REEL TAPING

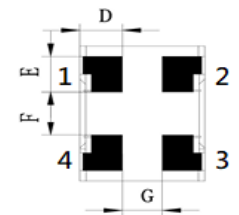
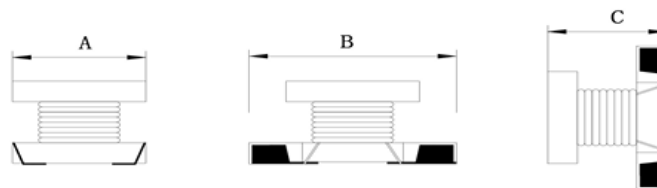
ELECTRICAL SCHEMATIC



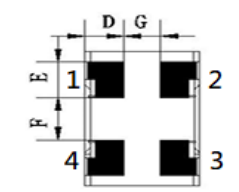
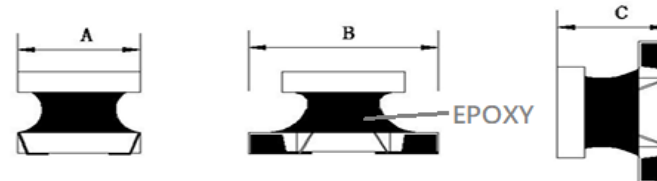
PAD LAYOUT



WCM-SCMAUTO



WCM-SCMEAUTO



SHAPE & DIMENSIONS

UNIT:mm

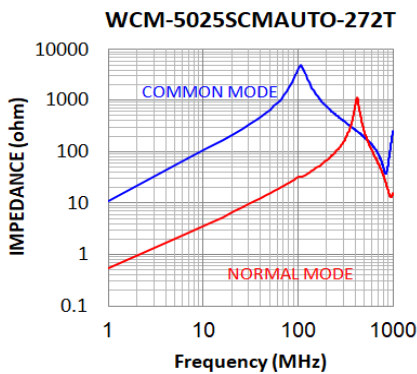
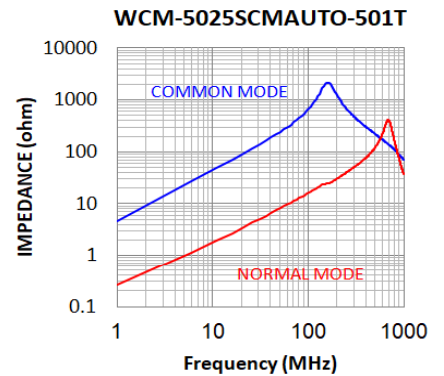
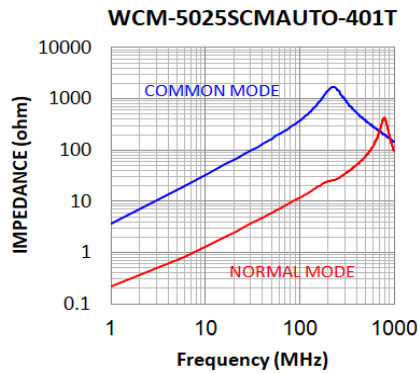
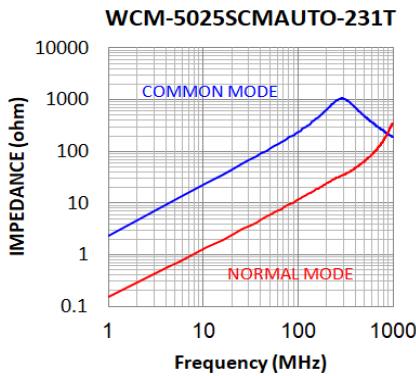
SIZE CODE	A ±0.30	B ±0.30	C ±0.15	D Ref.	E Ref.	F Ref.	G Ref.	a	b	c	d
WCM-5025SCMAUTO	3.60	5.00	2.35	1.25	1.70	1.60	1.00	1.80	2.40	1.20	0.80
WCM-5025SCMEAUTO	3.60	5.00	2.35	1.25	1.70	1.60	1.00	1.80	2.40	1.20	0.80

※All the data listed in this catalogue are for reference only, King Core reserves the right to alter or revise the specifications without prior notification.

COMMON MODE CHOKE → WCM-5025SCMAUTO SERIES

ELECTRICAL CHARACTERISTIC

ORDERING CODE	Impedance	Impedance	DC Resistance	IDC	Rated Voltage	Withstand Voltage	Insulation Resistance
	(Ω) \pm 25%	(Ω)Typ	(Ω)	(A)	(V)	(V)	(M Ω)
	10MHz	100MHz	max.	Typ.	max.	max.	min.
WCM-5025SCMAUTO-231T	22	230	0.027	4.0	50	125	10
WCM-5025SCMAUTO-401T	35	400	0.034	2.5	50	125	10
WCM-5025SCMAUTO-501T	55	500	0.056	2.0	50	125	10
WCM-5025SCMAUTO-272T	100	2700	0.120	1.0	50	125	10



※IDC: Based on Temperature increase 40°C Typ.

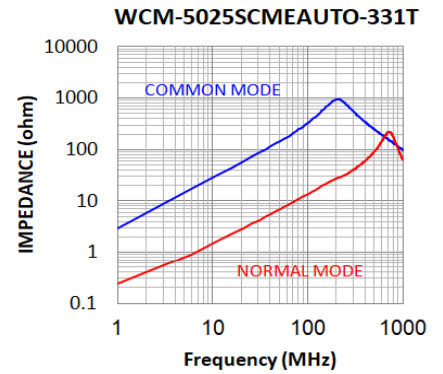
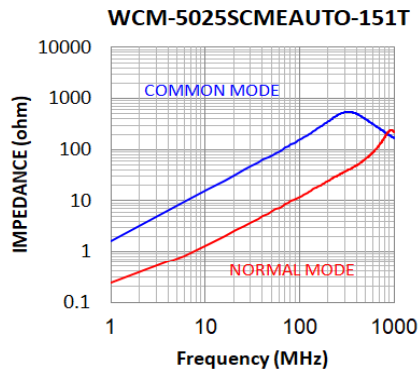
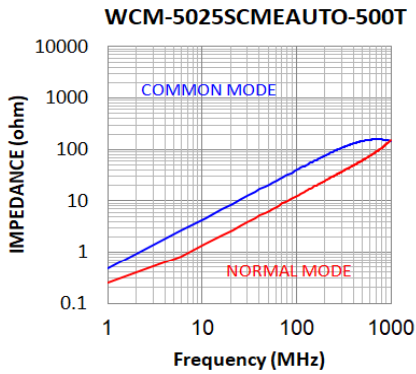
※Operating temperature range : -40 to +125°C

※All the data listed in this catalogue are for reference only, King Core reserves the right to alter or revise the specifications without prior notification.

COMMON MODE CHOKE → WCM-5025SCMEAUTO SERIES

ELECTRICAL CHARACTERISTIC

ORDERING CODE	Impedance	Impedance	DC Resistance	IDC	Rated Voltage	Withstand Voltage	Insulation Resistance
	(Ω)min.	(Ω)Typ	(Ω)	(A)	(V)	(V)	(M Ω)
	10MHz	100MHz	max.	Typ.	max.	max.	min.
WCM-5025SCMEAUTO-500T	4.6	50	0.013	6.0	50	125	10
WCM-5025SCMEAUTO-151T	11	150	0.020	5.0	50	125	10
WCM-5025SCMEAUTO-331T	20	330	0.027	4.0	50	125	10



※IDC: Based on Temperature increase 40°C Typ.

※Operating temperature range : -40 to +125°C

※All the data listed in this catalogue are for reference only, King Core reserves the right to alter or revise the specifications without prior notification.