

# SPECIFICATION OF WCMxxxxSE,SEF SERIES


## FEATURES

From big to small size SMD Design,  
 Wire wound constructure common mode choke  
 with best EMI suppression effect high impedance  
 but very high rated current and low RDC



## APPLICATIONS

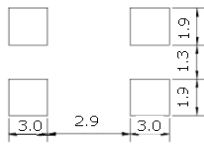
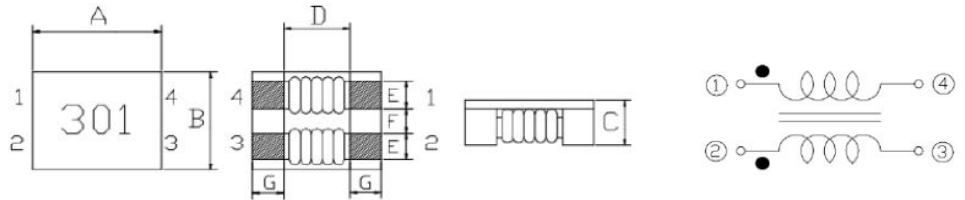
Preventive measure against common mode noise  
 radiation emissions from DC power line and power supply line  
 Best for high current circuit such as car, multi media equipment  
 wireless charging and various electronic devices



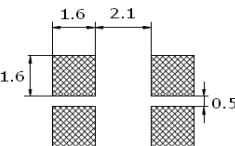
## ORDERING CODE

WCM- 9070SEF -301 T  
 (1) (2) (3) (4)

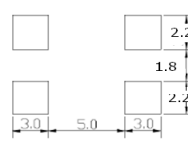
- (1) PRODUCT TYPE CODE
- (2) PRODUCT SIZE CODE
- (3) IMPEDANCE CODE
- (4) TAPING CODE



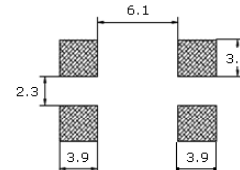
7060 PAD LAYOUT



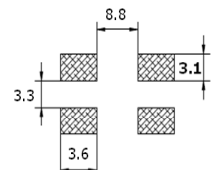
4520 PAD LAYOUT



9070 PAD LAYOUT



1211 PAD LAYOUT



1513 PAD LAYOUT

A尺寸不含焊錫點

## APPEARANCE & DIMENSIONS

UNIT:mm (inch)

SIZE CODE	A	B	C	D	E	F	G
WCM-7060SE	7.0±0.5	6.0±0.5	4.0max	3.5 REF	1.5 REF	1.5 REF	1.7 REF
WCM-4520SEF	4.7±0.5	4.5±0.5	2.4max	2.7REF	1.15REF	0.85REF	1.0REF
WCM-9070SEF	9.0±0.5	7.0±0.5	5.0max	5.7 REF	1.5 REF	2.0 REF	1.7 REF
WCM-1211SEF	12.0±0.5	10.8±0.5	6.6max	7.0 REF	2.7 REF	2.5 REF	2.5 REF
WCM-1513SEF	15.0±0.5	13.0±0.5	6.6max	9.4REF	2.6REF	3.6REF	3.0REF

※All the data listed in this catalogue are for reference only, King Core reserves the right to alter or revise the specifications without prior notification.

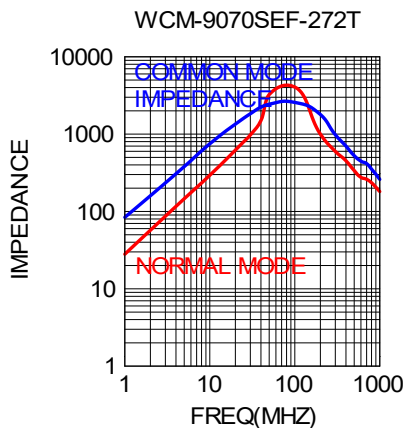
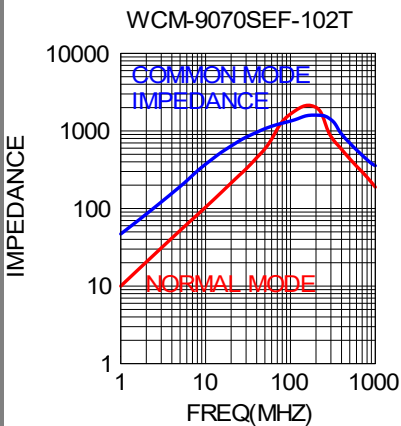
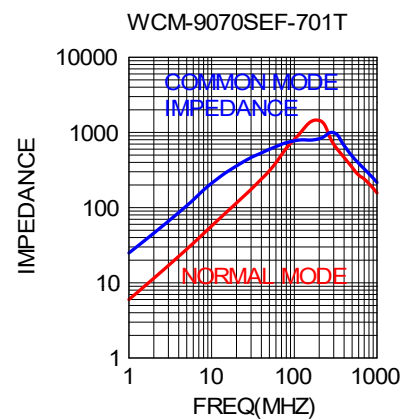
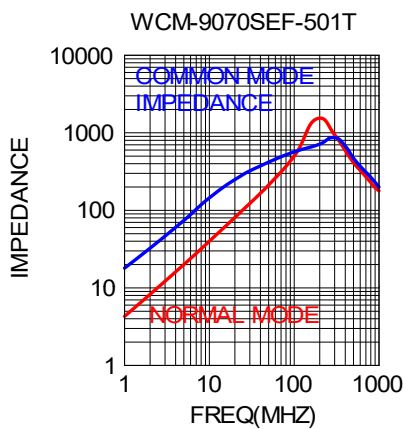
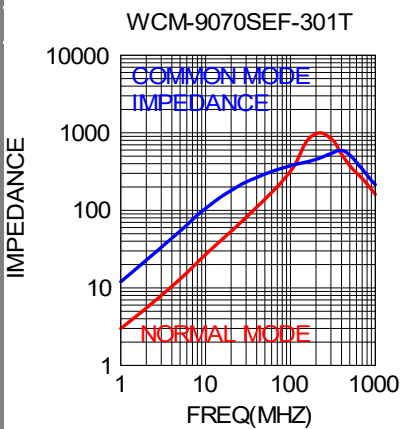
**K** KING CORE ELECTRONICS INC.  
 Tel:886-3-4698855 Fax:886-3-4691395

No.269,Nanfong Rd.,Pingjhen City,Taoyuan County, Taiwan  
 E-mail:kc@mail.kingcore.com.tw Web Site:http://www.kingcore.com.tw

# COMMON MODE CHOKE → WCM9070SEF SERIES

## ELECTRICAL CHARACTERISTICS

ORDERING CODE	Impedance (Ω)min	DC Resistance (mΩ)	IDC (A)	Rated Voltage V(DC)	Insulation Resistance (MΩ)
	100MHz	max	max	max	min
WCM-9070SEF-301T	225	6.0	6.0	125	10
WCM-9070SEF-501T	450	8.0	5.5	125	10
WCM-9070SEF-701T	500	10.0	5.0	125	10
WCM-9070SEF-102T	750	13.0	4.0	125	10
WCM-9070SEF-272T	2000	65.0	2.5	125	10



※IDC:Based on Temperature increase 40℃

※Operating temperature range : -40 to +125℃ (including self-generated heat)

※All the data listed in this catalogue are for reference only, King Core reserves the right to alter or revise the specifications without prior notification.