

SPECIFICATION OF XC SERIES


FEATURES

1. High impedance for common mode noise and low impedance for differential mode signal.
2. Large rated current available.
3. Wide band or sharp type impedance curve available.
4. SMD or DIP available.



APPLICATIONS

Prevention of common mode noise on signal Lines and power lines for computer related or electronic products.



ORDERING CODE

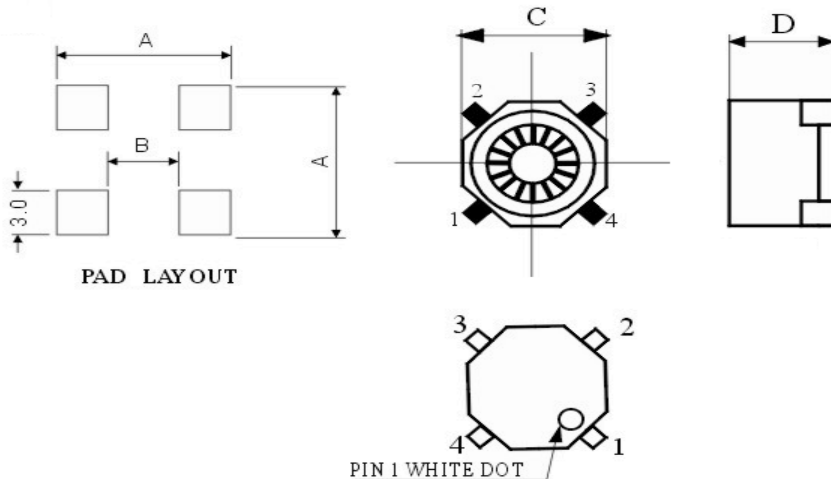
I X C 10 60 - 01
(1)(2)(3) (4) (5) (6)

- (1) MATERIAL CODE
- (2) CORE TYPE
- (3) S : SMD , C : CAPPED SMD , D : DIP
- (4) MAX BASE DIMENSION(mm)
- (5) MAX HEIGHT(ABOVE PCB IN mm)
- (6) DESIGN CODE

DIMENSIONS & CHARACTERISTICS

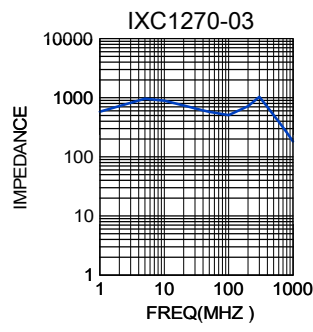
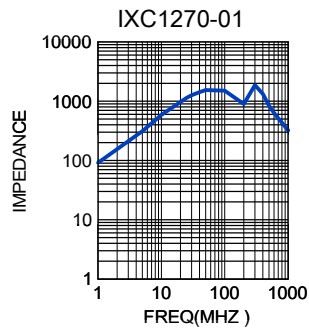
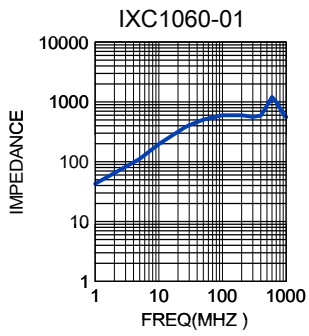
UNIT:mm

ORDERING CODE	A	B	C	D	WINDING	WIRING	Z+/-25% (Average) (Ω)	RATED CURRENT (mA)	RDC (Ω)max
IXC1060-01	10.0	4.0	10.0 max	6.0 max	φ0.35*4.5TS*2	1-2,3-4	512/90MHz	4000	0.035
IXC1270-01	12.5	6.0	12.0 max	7.5 max	φ0.35*6.5TS*2	1-4,2-3	981/60MHz	4000	0.022
IXC1270-03	12.5	6.0	12.0 max	7.5 max	φ0.35*6.5TS*2	1-4,2-3	451/100MHz	2500	0.050



※All the data listed in this catalogue are for reference only, King Core reserves the right to alter or revise the specifications without prior notification.

SPECIFICATION OF XC SERIES



※All the data listed in this catalogue are for reference only, King Core reserves the right to alter or revise the specifications without prior notification.



KING CORE ELECTRONICS INC.
Tel:886-3-4698855 Fax:886-3-4691395

No.269,Nanfong Rd.,Pingjhen City,Taoyuan County, Taiwan
E-mail:kc@mail.kingcore.com.tw Web Site:http://www.kingcore.com.tw