

SPECIFICATION OF BSF2010BNRM SERIES


FEATURES

1. Low profile construction and miniature size.
2. Magnetic shielded construction.
3. High current saturation.
4. For new generation portable product D/D converter unit.



APPLICATIONS

DVD · DSC · PDA · LCD display ·
Smart phones · HDD · etc.



ORDERING CODE

BSF2010BNRM R68 M T
(1) (2) (3) (4)

- (1) PRODUCT TYPE CODE AND SIZE CODE
(2) INDUCTANCE
(3) INDUCTANCE TOLERANCE (M : ±20%, N : ±30%)
(4) REEL TAPING

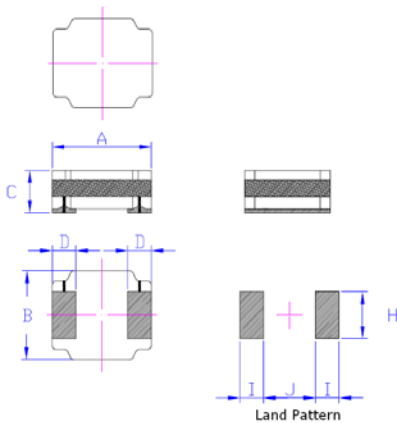


FIG 1

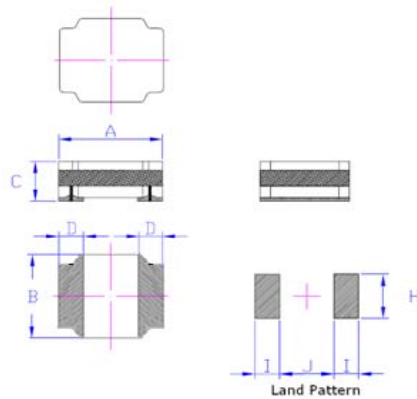


FIG 2

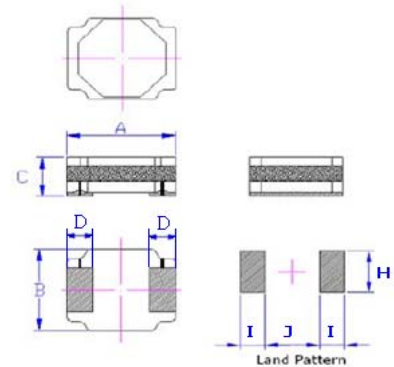


FIG 3

SHAPE & DIMENSIONS

SIZE CODE	A mm	B mm	C mm	D mm	H	I	J	FIG		
BSF2010BNRM	2.0±0.2	1.6±0.2	1.05max	0.6±0.2	1.10	1.00	0.90	1		
BSF2512BNRM	2.5±0.2	2.1±0.2	1.25max	0.85±0.20	1.40	0.95	0.90	1		
BSF3015BNRM	3.0±0.2	3.0±0.2	1.55max	0.9±0.2	2.90	1.00	1.20	2		
BSF6030BNRM	6.0±0.2	6.0±0.2	3.0±0.2	1.9±0.3	5.70	2.00	2.00	3		

※All the data listed in this catalogue are for reference only, King Core reserves the right to alter or revise the specifications without prior notification.

SMD POWER INDUCTORS → BSF2010BNRM SERIES

ELECTRICAL CHARACTERISTIC

ORDERING CODE	Inductance (μ H)	DC Resistance ($m\Omega$)max	SRF(MHz) min	Isat (A)max	IDC (A)max
BSF2010BNRMR22MT	0.22	24	115	7.00	4.50
BSF2010BNRMR33MT	0.33	34	90	5.00	3.50
BSF2010BNRMR47MT	0.47	57	70	3.30	2.40
BSF2010BNRMR68MT	0.68	66	55	2.80	2.30
BSF2010BNRMR82MT	0.82	85	45	2.50	2.10
BSF2010BNRM1R0MT	1.00	90	40	2.30	2.10
BSF2010BNRM1R2MT	1.20	100	35	2.20	1.60
BSF2010BNRM1R5MT	1.50	148	35	1.90	1.50
BSF2010BNRM1R8MT	1.80	170	30	1.70	1.40
BSF2010BNRM2R2MT	2.20	185	30	1.60	1.40
BSF2010BNRM3R3MT	3.30	290	20	1.30	1.00
BSF2010BNRM4R7MT	4.70	350	20	1.10	0.90
BSF2010BNRM6R8MT	6.80	470	20	0.95	0.88
BSF2010BNRM100MT	10.00	850	20	0.80	0.77
BSF2010BNRM150MT	15.00	1400	7.0	0.60	0.46

※Test Frequency: 1MHz/0.1V

※Tolerance: M \pm 20%

※Isat: Based on Inductance decrease 30%

※IDC: Based on Temperature increase 40°C

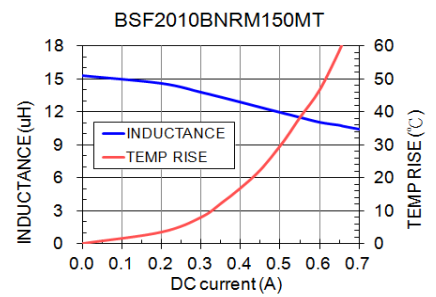
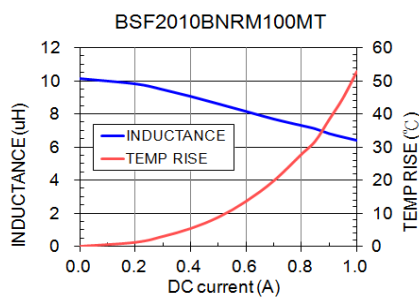
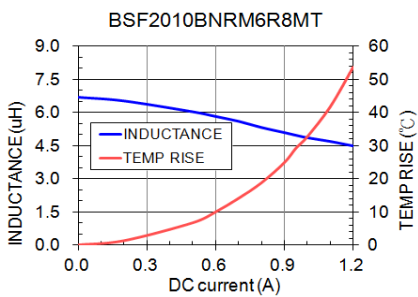
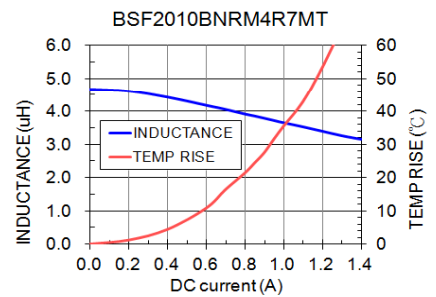
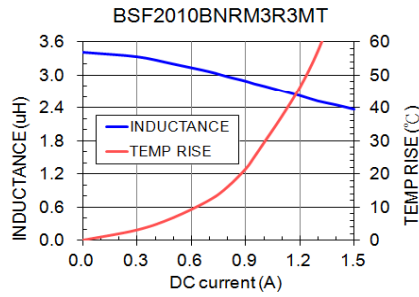
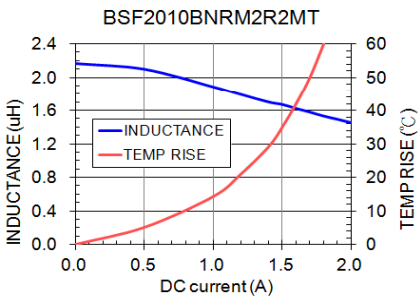
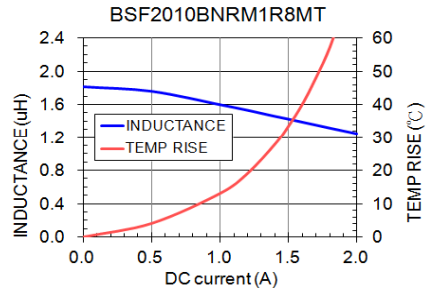
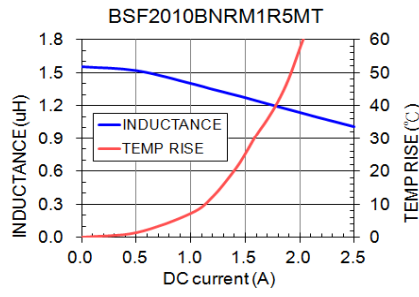
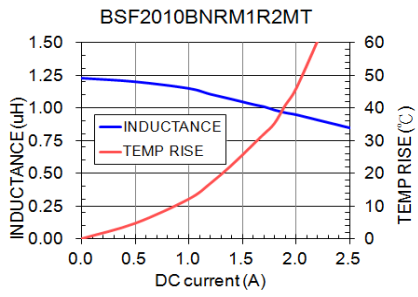
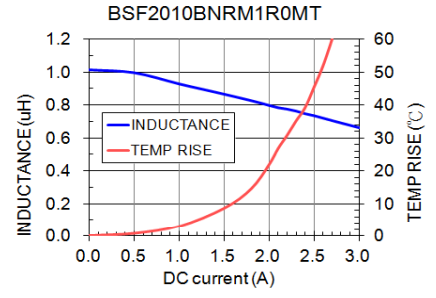
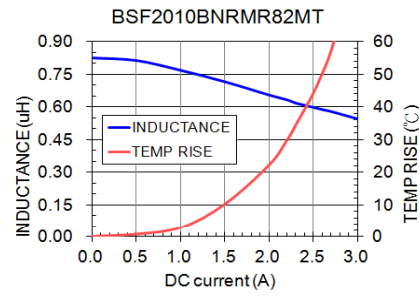
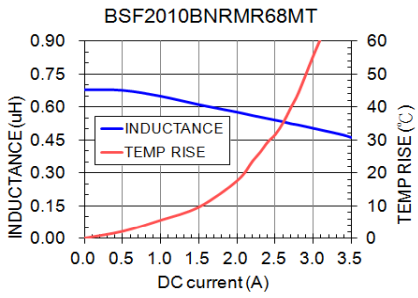
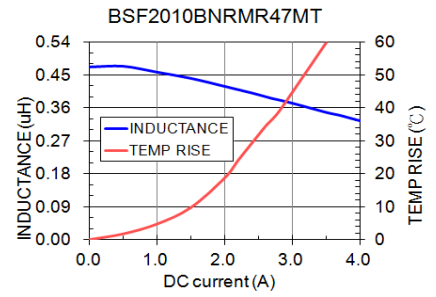
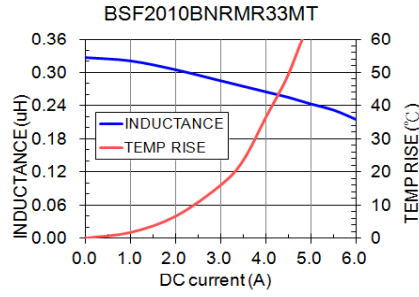
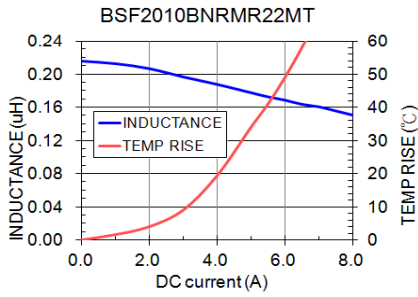
※Operating temperature range : -40 to +125°C (including self-heating)

※Storage Temp. : -40°C T0+85°C

※All the data listed in this catalogue are for reference only, King Core reserves the right to alter or revise the specifications without prior notification.

SMD POWER INDUCTORS → BSF2010BNRM SERIES

ELECTRICAL CHARACTERISTIC



※All the data listed in this catalogue are for reference only, King Core reserves the right to alter or revise the specifications without prior notification.