

SPECIFICATION OF BSF□□□□NRSTY SERIES

FEATURES

1. Low profile and miniature size construction .
2. Magnetic shielded construction.
3. High saturation current.
4. For D/D converter units of new generation portable products.



APPLICATIONS

DVD、DSC、PDA、LCD display、
Smart phones、HDD、etc.

ORDERING CODE

BSF5024NRSTY 1R0 N T
(1) (2) (3) (4)

- (1) Code of PRODUCT TYPE AND SIZE
(2) INDUCTANCE
(3) INDUCTANCE TOLERANCE (M : ±20%, N : ±30%)
(4) REEL TAPING

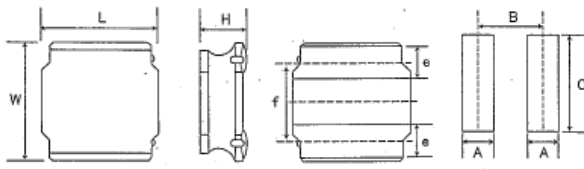



FIG 1

LAND PATTERN

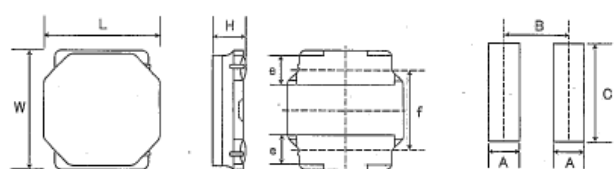


FIG 2

LAND PATTERN

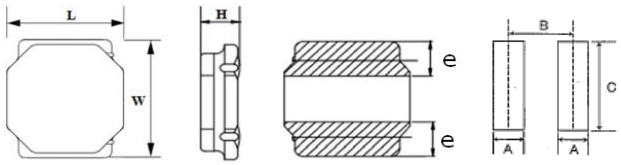


FIG 3

LAND PATTERN

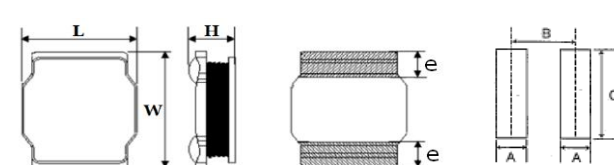


FIG 4

LAND PATTERN

SHAPE & DIMENSIONS

SIZE CODE	L	W	H (max)	e	f	A	B	C	FIG
BSF3015NRSTY	3.0±0.1	3.0±0.1	1.5	0.9±0.2	1.9±0.2	0.8	2.2	2.7	1
BSF4010NRSTY	4.0±0.2	4.0±0.2	1.0	1.1±0.2	2.5±0.2	1.2	2.8	3.7	1
BSF4012NRSTY	4.0±0.2	4.0±0.2	1.2	1.1±0.2	2.5±0.2	1.2	2.8	3.7	1
BSF4018NRSTY	4.0±0.2	4.0±0.2	1.8	1.2REF	-	1.2	2.8	3.7	3
BSF5010NRSTY	4.9±0.2	4.9±0.2	1.0	1.2±0.2	3.3±0.2	1.5	3.6	4.0	2
BSF5012NRSTY	4.9±0.2	4.9±0.2	1.2	1.2±0.2	3.3±0.2	1.5	3.6	4.0	2
BSF5020NRSTY	4.9±0.3	4.9±0.3	2.2	1.3REF	-	1.5	3.6	4.0	3
BSF5024NRSTY	4.9±0.2	4.9±0.2	2.5	1.2±0.2	3.3±0.2	1.5	3.6	4.0	2
BSF5040NRSTY	4.9±0.3	4.9±0.3	4.1	1.3REF	-	1.5	3.6	4.0	3

※All the data listed in this catalogue are for reference only, King Core reserves the right to alter or revise the specifications without prior notification.

SPECIFICATION OF BSF□□□NRSTY SERIES

FEATURES

1. Low profile and miniature size construction .
2. Magnetic shielded construction.
3. High saturation current.
4. For D/D converter units of new generation portable products.



APPLICATIONS

DVD · DSC · PDA · LCD display ·
Smart phones · HDD · etc.

ORDERING CODE

BSF5024NRSTY 1R0 N T
(1) (2) (3) (4)

- (1) Code of PRODUCT TYPE AND SIZE
(2) INDUCTANCE
(3) INDUCTANCE TOLERANCE (M : ±20%, N : ±30%)
(4) REEL TAPING

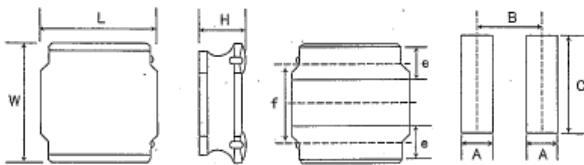



FIG 1

LAND PATTERN

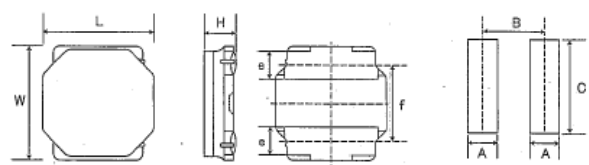


FIG 2

LAND PATTERN

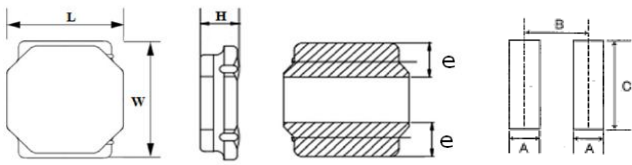


FIG 3

LAND PATTERN

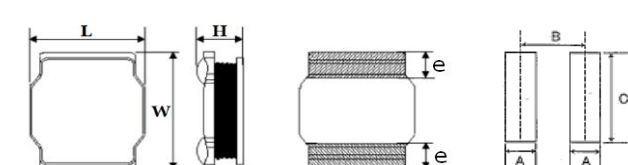


FIG 4

LAND PATTERN

SHAPE & DIMENSIONS

SIZE CODE	L	W	H (max)	e	f	A	B	C	FIG
BSF6010NRSTY	6.0±0.2	6.0±0.2	1.0	1.35±0.20	4.0±0.2	1.6	4.7	5.7	2
BSF6012NRSTY	6.0±0.2	6.0±0.2	1.2	1.35±0.20	4.0±0.2	1.6	4.7	5.7	2
BSF6014NRSTY	6.0±0.2	6.0±0.2	1.4	1.35±0.20	4.0±0.2	1.6	4.7	5.7	2
BSF6020NRSTY	6.0±0.2	6.0±0.2	2.0	1.35±0.20	4.0±0.2	1.6	4.7	5.7	2
BSF6028NRSTY	6.0±0.2	6.0±0.2	2.8	1.35±0.20	4.0±0.2	1.6	4.7	5.7	2
BSF6045NRSTY	6.0±0.2	6.0±0.2	4.5	1.6REF	-	1.6	4.7	5.7	3
BSF8030NRSTY	8.0±0.2	8.0±0.2	3.0	1.6±0.3	5.6±0.3	1.8	5.6	7.5	1
BSF8040NRSTY	8.0±0.2	8.0±0.2	4.2	2.1REF	-	1.8	5.6	7.5	4

※All the data listed in this catalogue are for reference only, King Core reserves the right to alter or revise the specifications without prior notification.

SMD POWER INDUCTORS → BSF5024NRSTY SERIES

ELECTRICAL CHARACTERISTIC

ORDERING CODE	Inductance (μH)	DC Resistance (Ω) $\pm 20\%$	Self Resonant Frequency (MHz)min	Isat (mA)max	IDC (mA)max
BSF5024NRSTY1R0NT	1.0	0.016	85	5800	4400
BSF5024NRSTY1R5NT	1.5	0.022	67	5200	3600
BSF5024NRSTY2R2NT	2.2	0.029	51	4100	3100
BSF5024NRSTY3R3NT	3.3	0.043	41	3100	2400
BSF5024NRSTY4R7MT	4.7	0.055	37	2700	2000
BSF5024NRSTY6R8MT	6.8	0.080	28	2200	1600
BSF5024NRSTY100MT	10	0.125	21	1700	1200
BSF5024NRSTY150MT	15	0.170	18	1400	1000
BSF5024NRSTY220MT	22	0.230	15	1200	820
BSF5024NRSTY330MT	33	0.370	11	1000	630

※Test Frequency/Voltage: 100KHz/1V

※Tolerance: M $\pm 20\%$, N $\pm 30\%$

※Isat:Based on Inductance decrease 30%

※IDC:Based on Temperature increase 40°C

※Operating temperature range : -25 to +125°C (including self-generated heat)

※All the data listed in this catalogue are for reference only, King Core reserves the right to alter or revise the specifications without prior notification.