

# SPECIFICATION OF BSF□□□□NRSTY SERIES

## FEATURES

1. Low profile and miniature size construction .
2. Magnetic shielded construction.
3. High saturation current.
4. For D/D converter units of new generation portable products.



## APPLICATIONS

DVD、DSC、PDA、LCD display、  
Smart phones、HDD、etc.

## ORDERING CODE

BSF5040NRSTY 1R5 N T  
(1) (2) (3) (4)

- (1) Code of PRODUCT TYPE AND SIZE  
(2) INDUCTANCE  
(3) INDUCTANCE TOLERANCE ( M : ±20%, N : ±30% )  
(4) REEL TAPING

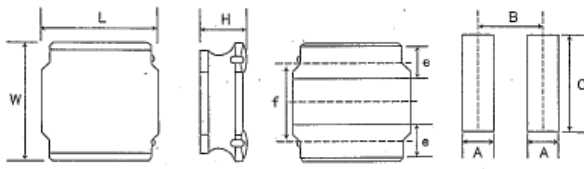



FIG 1

LAND PATTERN

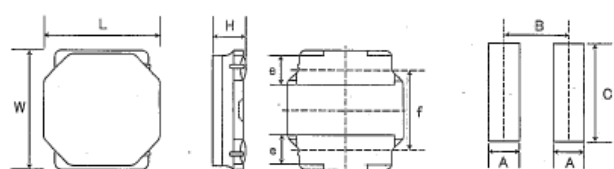


FIG 2

LAND PATTERN

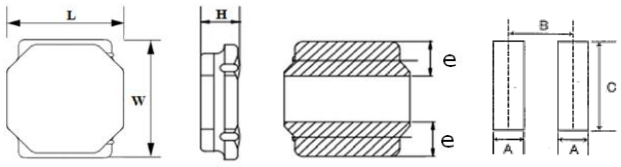


FIG 3

LAND PATTERN

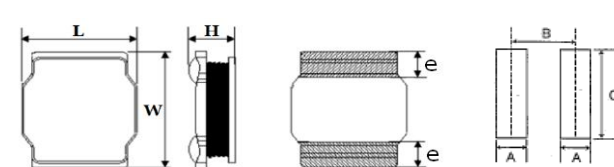


FIG 4

LAND PATTERN

## SHAPE & DIMENSIONS

SIZE CODE	L	W	H (max)	e	f	A	B	C	FIG
BSF3015NRSTY	3.0±0.1	3.0±0.1	1.5	0.9±0.2	1.9±0.2	0.8	2.2	2.7	1
BSF4010NRSTY	4.0±0.2	4.0±0.2	1.0	1.1±0.2	2.5±0.2	1.2	2.8	3.7	1
BSF4012NRSTY	4.0±0.2	4.0±0.2	1.2	1.1±0.2	2.5±0.2	1.2	2.8	3.7	1
BSF4018NRSTY	4.0±0.2	4.0±0.2	1.8	1.2REF	-	1.2	2.8	3.7	3
BSF5010NRSTY	4.9±0.2	4.9±0.2	1.0	1.2±0.2	3.3±0.2	1.5	3.6	4.0	2
BSF5012NRSTY	4.9±0.2	4.9±0.2	1.2	1.2±0.2	3.3±0.2	1.5	3.6	4.0	2
BSF5020NRSTY	4.9±0.3	4.9±0.3	2.2	1.3REF	-	1.5	3.6	4.0	3
BSF5024NRSTY	4.9±0.2	4.9±0.2	2.5	1.2±0.2	3.3±0.2	1.5	3.6	4.0	2
BSF5040NRSTY	4.9±0.3	4.9±0.3	4.1	1.3REF	-	1.5	3.6	4.0	3

※All the data listed in this catalogue are for reference only, King Core reserves the right to alter or revise the specifications without prior notification.

# SPECIFICATION OF BSF□□□NRSTY SERIES

## FEATURES

1. Low profile and miniature size construction .
2. Magnetic shielded construction.
3. High saturation current.
4. For D/D converter units of new generation portable products.



## APPLICATIONS

DVD · DSC · PDA · LCD display ·  
Smart phones · HDD · etc.

## ORDERING CODE

BSF5040NRSTY 1R5 N T  
(1) (2) (3) (4)

- (1) Code of PRODUCT TYPE AND SIZE  
(2) INDUCTANCE  
(3) INDUCTANCE TOLERANCE ( M : ±20%, N : ±30% )  
(4) REEL TAPING

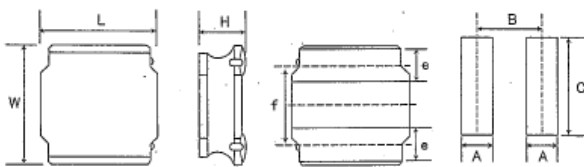



FIG 1

LAND PATTERN

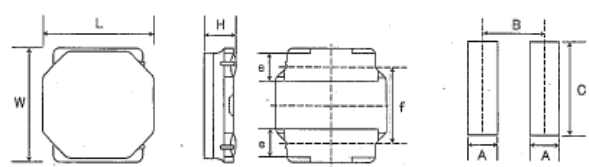


FIG 2

LAND PATTERN

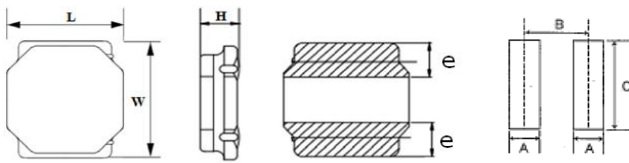


FIG 3

LAND PATTERN

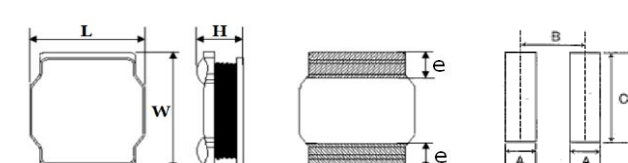


FIG 4

LAND PATTERN

## SHAPE & DIMENSIONS

SIZE CODE	L	W	H (max)	e	f	A	B	C	FIG
BSF6010NRSTY	6.0±0.2	6.0±0.2	1.0	1.35±0.20	4.0±0.2	1.6	4.7	5.7	2
BSF6012NRSTY	6.0±0.2	6.0±0.2	1.2	1.35±0.20	4.0±0.2	1.6	4.7	5.7	2
BSF6014NRSTY	6.0±0.2	6.0±0.2	1.4	1.35±0.20	4.0±0.2	1.6	4.7	5.7	2
BSF6020NRSTY	6.0±0.2	6.0±0.2	2.0	1.35±0.20	4.0±0.2	1.6	4.7	5.7	2
BSF6028NRSTY	6.0±0.2	6.0±0.2	2.8	1.35±0.20	4.0±0.2	1.6	4.7	5.7	2
BSF6045NRSTY	6.0±0.2	6.0±0.2	4.5	1.6REF	-	1.6	4.7	5.7	3
BSF8030NRSTY	8.0±0.2	8.0±0.2	3.0	1.6±0.3	5.6±0.3	1.8	5.6	7.5	1
BSF8040NRSTY	8.0±0.2	8.0±0.2	4.2	2.1REF	-	1.8	5.6	7.5	4

※All the data listed in this catalogue are for reference only, King Core reserves the right to alter or revise the specifications without prior notification.

# SMD POWER INDUCTORS → BSF5040NRSTY SERIES

## ELECTRICAL CHARACTERISTIC

ORDERING CODE	Inductance	DC Resistance	Isat	IDC	
	( $\mu$ H)	( $\Omega$ ) $\pm$ 30%	(mA)max	(mA)max	
BSF5040NRSTY1R0NT	1.0	0.012	7350	4900	
BSF5040NRSTY1R2NT	1.2	0.016	6500	4150	
BSF5040NRSTY1R5NT	1.5	0.017	6400	4500	
BSF5040NRSTY2R2NT	2.2	0.019	5000	3700	
BSF5040NRSTY3R3NT	3.3	0.024	4000	3300	
BSF5040NRSTY4R7NT	4.7	0.032	3300	3100	
BSF5040NRSTY6R8MT	6.8	0.043	2800	2400	
BSF5040NRSTY100MT	10	0.056	2300	2100	
BSF5040NRSTY150MT	15	0.080	2000	1800	
BSF5040NRSTY220MT	22	0.126	1500	1400	
BSF5040NRSTY101MT	100	0.560	750	700	

※Test Frequency/Voltage: 100KHz/1V

※Tolerance: M $\pm$ 20%, N $\pm$ 30%

※Isat:Based on Inductance decrease 30%

※IDC:Based on Temperature increase 40°C

※Operating temperature range : -25 to +125°C (including self-generated heat)

※All the data listed in this catalogue are for reference only, King Core reserves the right to alter or revise the specifications without prior notification.