

SPECIFICATION OF BSF□□□□NRSTY SERIES

FEATURES

1. Low profile and miniature size construction .
2. Magnetic shielded construction.
3. High saturation current.
4. For D/D converter units of new generation portable products.




APPLICATIONS

DVD、DSC、PDA、LCD display、
Smart phones、HDD、etc.

ORDERING CODE

BSF6012NRSTY 1R0 N T
(1) (2) (3) (4)



- (1) Code of PRODUCT TYPE AND SIZE
(2) INDUCTANCE
(3) INDUCTANCE TOLERANCE (M : ±20%, N : ±30%)
(4) REEL TAPING

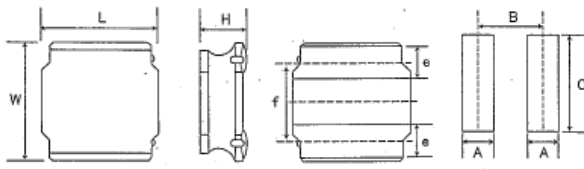


FIG 1 LAND PATTERN

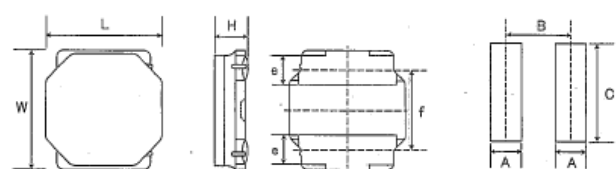


FIG 2 LAND PATTERN

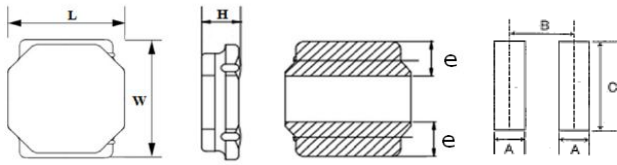


FIG 3 LAND PATTERN

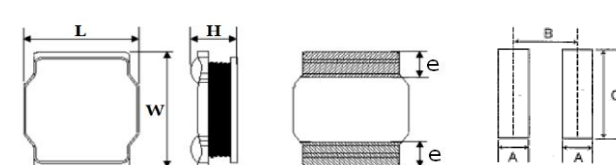


FIG 4 LAND PATTERN

SHAPE & DIMENSIONS

| SIZE CODE | L | W | H (max) | e | f | A | B | C | FIG |
|--------------|---------|---------|---------|---------|---------|-----|-----|-----|-----|
| BSF3015NRSTY | 3.0±0.1 | 3.0±0.1 | 1.5 | 0.9±0.2 | 1.9±0.2 | 0.8 | 2.2 | 2.7 | 1 |
| BSF4010NRSTY | 4.0±0.2 | 4.0±0.2 | 1.0 | 1.1±0.2 | 2.5±0.2 | 1.2 | 2.8 | 3.7 | 1 |
| BSF4012NRSTY | 4.0±0.2 | 4.0±0.2 | 1.2 | 1.1±0.2 | 2.5±0.2 | 1.2 | 2.8 | 3.7 | 1 |
| BSF4018NRSTY | 4.0±0.2 | 4.0±0.2 | 1.8 | 1.2REF | - | 1.2 | 2.8 | 3.7 | 3 |
| BSF5010NRSTY | 4.9±0.2 | 4.9±0.2 | 1.0 | 1.2±0.2 | 3.3±0.2 | 1.5 | 3.6 | 4.0 | 2 |
| BSF5012NRSTY | 4.9±0.2 | 4.9±0.2 | 1.2 | 1.2±0.2 | 3.3±0.2 | 1.5 | 3.6 | 4.0 | 2 |
| BSF5020NRSTY | 4.9±0.3 | 4.9±0.3 | 2.2 | 1.3REF | - | 1.5 | 3.6 | 4.0 | 3 |
| BSF5024NRSTY | 4.9±0.2 | 4.9±0.2 | 2.5 | 1.2±0.2 | 3.3±0.2 | 1.5 | 3.6 | 4.0 | 2 |
| BSF5040NRSTY | 4.9±0.3 | 4.9±0.3 | 4.1 | 1.3REF | - | 1.5 | 3.6 | 4.0 | 3 |

※All the data listed in this catalogue are for reference only, King Core reserves the right to alter or revise the specifications without prior notification.

SPECIFICATION OF BSF□□□NRSTY SERIES

FEATURES

1. Low profile and miniature size construction .
2. Magnetic shielded construction.
3. High saturation current.
4. For D/D converter units of new generation portable products.



APPLICATIONS

DVD · DSC · PDA · LCD display ·
Smart phones · HDD · etc.

ORDERING CODE

BSF6012NRSTY 1R0 N T
(1) (2) (3) (4)

- (1) Code of PRODUCT TYPE AND SIZE
(2) INDUCTANCE
(3) INDUCTANCE TOLERANCE (M : ±20%, N : ±30%)
(4) REEL TAPING

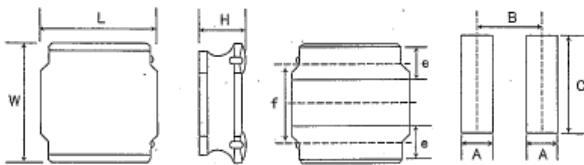



FIG 1

LAND PATTERN

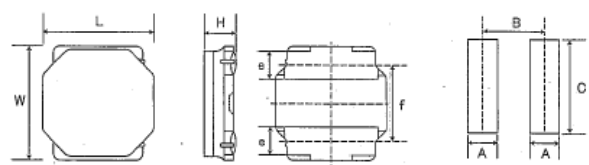


FIG 2

LAND PATTERN

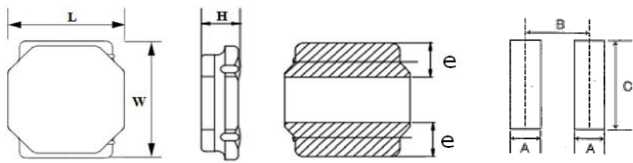


FIG 3

LAND PATTERN

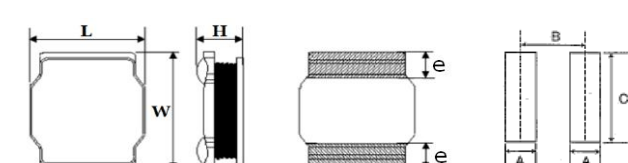


FIG 4

LAND PATTERN

SHAPE & DIMENSIONS

| SIZE CODE | L | W | H (max) | e | f | A | B | C | FIG |
|--------------|---------|---------|------------|-----------|---------|-----|-----|-----|-----|
| BSF6010NRSTY | 6.0±0.2 | 6.0±0.2 | 1.0 | 1.35±0.20 | 4.0±0.2 | 1.6 | 4.7 | 5.7 | 2 |
| BSF6012NRSTY | 6.0±0.2 | 6.0±0.2 | 1.2 | 1.35±0.20 | 4.0±0.2 | 1.6 | 4.7 | 5.7 | 2 |
| BSF6014NRSTY | 6.0±0.2 | 6.0±0.2 | 1.4 | 1.35±0.20 | 4.0±0.2 | 1.6 | 4.7 | 5.7 | 2 |
| BSF6020NRSTY | 6.0±0.2 | 6.0±0.2 | 2.0 | 1.35±0.20 | 4.0±0.2 | 1.6 | 4.7 | 5.7 | 2 |
| BSF6028NRSTY | 6.0±0.2 | 6.0±0.2 | 2.8 | 1.35±0.20 | 4.0±0.2 | 1.6 | 4.7 | 5.7 | 2 |
| BSF6045NRSTY | 6.0±0.2 | 6.0±0.2 | 4.5 | 1.6REF | - | 1.6 | 4.7 | 5.7 | 3 |
| BSF8030NRSTY | 8.0±0.2 | 8.0±0.2 | 3.0 | 1.6±0.3 | 5.6±0.3 | 1.8 | 5.6 | 7.5 | 1 |
| BSF8040NRSTY | 8.0±0.2 | 8.0±0.2 | 4.2 | 2.1REF | - | 1.8 | 5.6 | 7.5 | 4 |

※All the data listed in this catalogue are for reference only, King Core reserves the right to alter or revise the specifications without prior notification.

SMD POWER INDUCTORS → BSF6012NRSTY SERIES

ELECTRICAL CHARACTERISTIC

| ORDERING CODE | Inductance (μH) | DC Resistance (Ω) $\pm 20\%$ | Self Resonant Frequency (MHz)min | Isat (mA)max | IDC (mA)max |
|-------------------|---------------------------------|--|--|-----------------|----------------|
| BSF6012NRSTY1R0NT | 1.0 | 0.050 | 95 | 3000 | 2400 |
| BSF6012NRSTY1R5NT | 1.5 | 0.067 | 69 | 2600 | 2100 |
| BSF6012NRSTY2R5NT | 2.5 | 0.090 | 45 | 2100 | 1800 |
| BSF6012NRSTY3R3NT | 3.3 | 0.105 | 42 | 1800 | 1700 |
| BSF6012NRSTY4R7MT | 4.7 | 0.125 | 36 | 1600 | 1550 |
| BSF6012NRSTY5R3MT | 5.3 | 0.125 | 34 | 1500 | 1550 |
| BSF6012NRSTY6R8MT | 6.8 | 0.165 | 30 | 1300 | 1350 |
| BSF6012NRSTY100MT | 10 | 0.200 | 22 | 1000 | 1200 |
| BSF6012NRSTY150MT | 15 | 0.295 | 18 | 800 | 800 |
| BSF6012NRSTY220MT | 22 | 0.465 | 12 | 760 | 650 |
| BSF6012NRSTY330MT | 33 | 0.580 | 8 | 590 | 550 |
| BSF6012NRSTY470MT | 47 | 0.965 | 6 | 520 | 460 |
| BSF6012NRSTY680MT | 68 | 1.16 | 3 | 440 | 410 |
| BSF6012NRSTY101MT | 100 | 1.67 | 1 | 350 | 320 |

※Test Frequency/Voltage: 100KHz/1V

※Tolerance: M $\pm 20\%$, N $\pm 30\%$

※Isat:Based on Inductance decrease 30%

※IDC:Based on Temperature increase 40°C

※Operating temperature range : -25 to +125°C (including self-generated heat)

※All the data listed in this catalogue are for reference only, King Core reserves the right to alter or revise the specifications without prior notification.



KING CORE ELECTRONICS INC.
Tel:886-3-4698855 Fax:886-3-4691395

No.269,Nanfong Rd.,Pingjhen City,Taoyuan County, Taiwan
E-mail:kc@mail.kingcore.com.tw Web Site:http://www.kingcore.com.tw