

SPECIFICATION OF BSFQ-□NR□ SERIES

AEC-Q200



FEATURES

1. SMT designed ferrite/alloy core with magnetic resin coating components for power circuits.
2. High magnetic shielding construction and acted high performance for EMC/EMI protection.
3. Low coil resistance with high current application.
4. Compatible with Pb-free RoHS and AEC-Q200.



APPLICATIONS

- 1 Automotive application



ORDERING CODE

BSFQ2512SNR□ 1R0 M T
 (1) (2) (3) (4)

- (1) PRODUCT TYPE CODE AND SIZE CODE
- (2) INDUCTANCE
- (3) INDUCTANCE TOLERANCE (M : ±20%, N : ±30%)
- (4) REEL TAPING

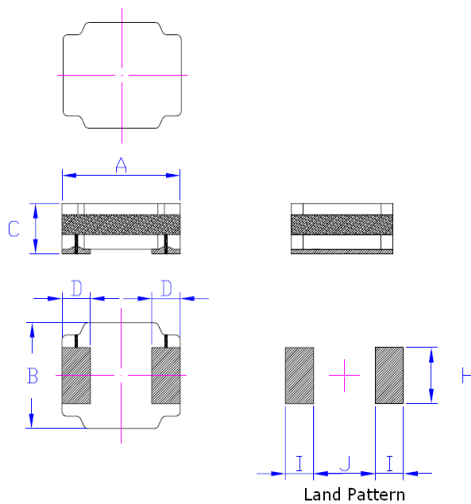


FIG 1

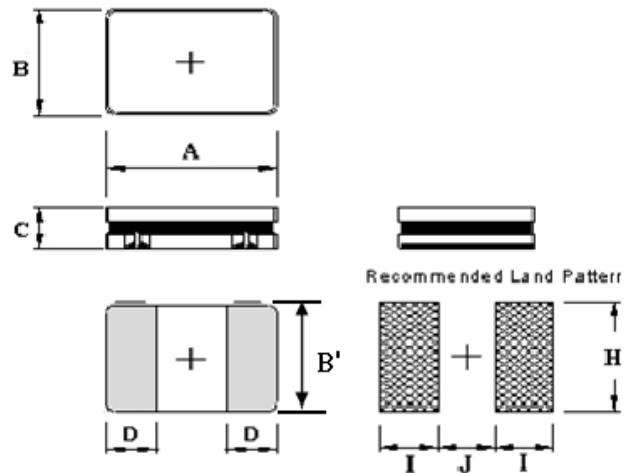


FIG 2

SHAPE & DIMENSIONS

UNIT:mm

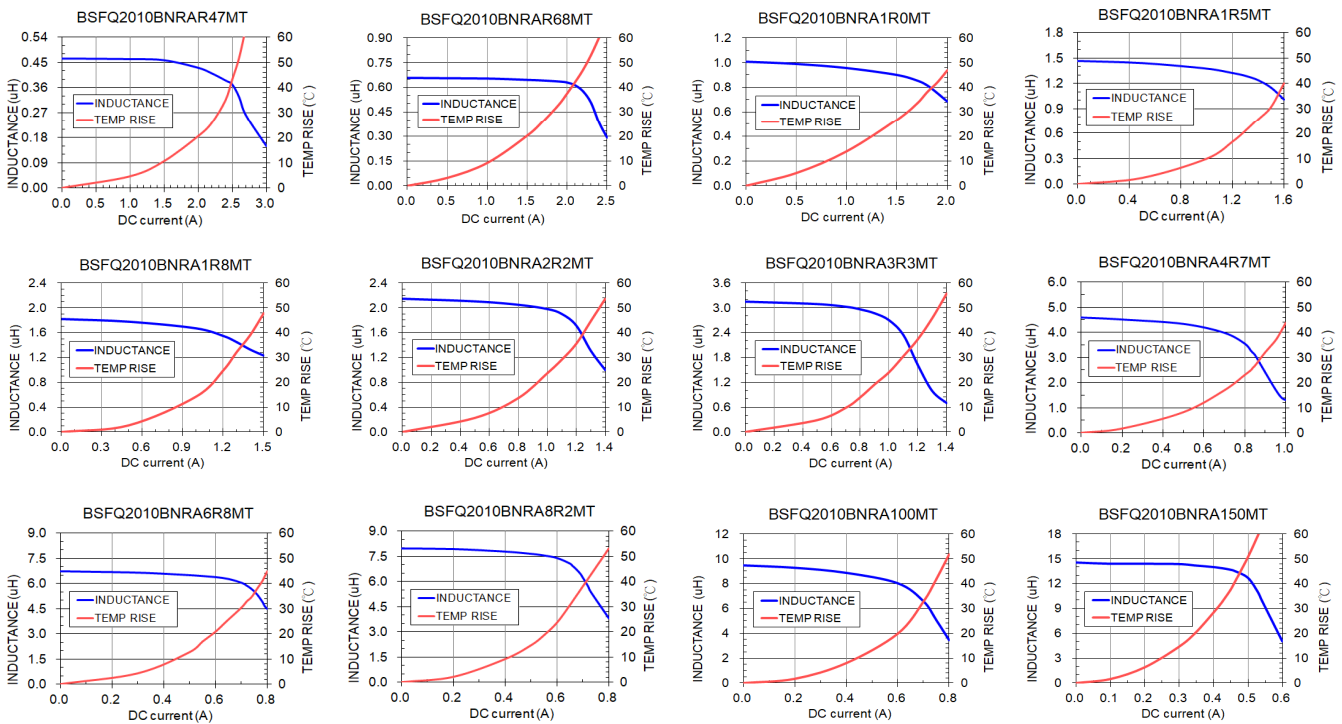
SIZE CODE	A	B	B'	C	D	H	I	J	FIG
BSFQ2010BNRA	2.00±0.20	1.60±0.20	-	1.05max	0.60±0.20	1.10	1.00	0.90	1
BSFQ2510SNRA	2.50±0.25	2.10±0.20	2.25±0.20	1.00 max.	0.85±0.20	2.30	0.95	0.90	2
BSFQ2512SNRA	2.50±0.25	2.10±0.20	2.25±0.20	1.20 max.	0.85±0.20	2.30	0.95	0.90	2
BSFQ2512SNRB	2.50±0.25	2.10±0.20	2.25±0.20	1.20max	0.85±0.20	2.30	0.95	0.90	2

※All the data listed in this catalogue are for reference only, King Core reserves the right to alter or revise the specifications without prior notification.

SMD POWER INDUCTORS → BSFQ2010BNRA SERIES

ELECTRICAL CHARACTERISTIC

ORDERING CODE	Inductance (μH)	DC Resistance (mΩ)max	SRF(MHz) min	Isat (A)max	IDC (A)max
BSFQ2010BNRAR47MT	0.47	62	170	2.30	2.20
BSFQ2010BNRAR68MT	0.68	80	140	2.00	1.80
BSFQ2010BNRA1R0MT	1.00	96	110	1.80	1.70
BSFQ2010BNRA1R5MT	1.50	150	95	1.40	1.40
BSFQ2010BNRA1R8MT	1.80	175	70	1.20	1.20
BSFQ2010BNRA2R2MT	2.20	210	70	1.10	1.10
BSFQ2010BNRA3R3MT	3.30	300	55	0.95	1.00
BSFQ2010BNRA4R7MT	4.70	384	45	0.76	0.85
BSFQ2010BNRA6R8MT	6.80	770	35	0.66	0.67
BSFQ2010BNRA8R2MT	8.20	840	30	0.63	0.65
BSFQ2010BNRA100MT	10.00	950	30	0.60	0.65
BSFQ2010BNRA150MT	15.00	1600	25	0.45	0.40



※Test Frequency: 1MHz/0.1V

※Tolerance: M±20%

※Isat:Based on Inductance decrease 30%

※IDC:Based on Temperature increase 40°C

※Operating temperature range : -40 to +125°C (including self-heating)

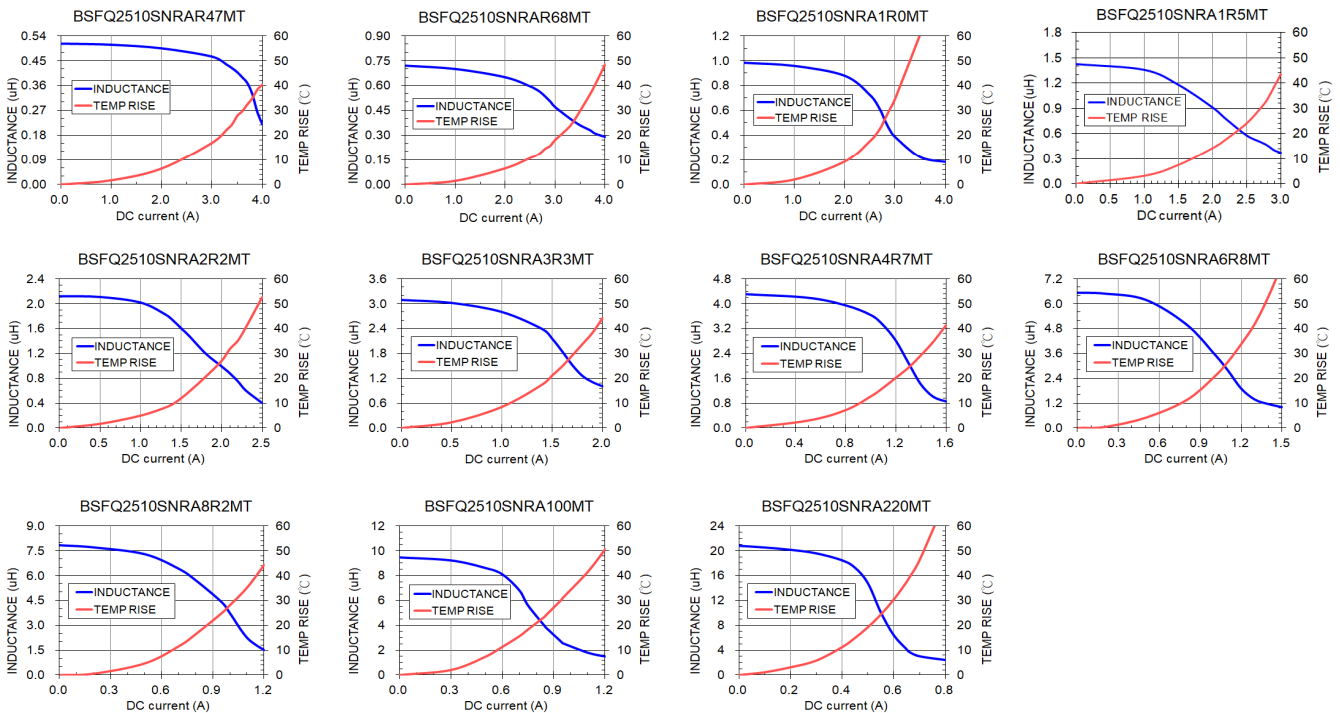
※Storage Temp. : -40°C TO+85°C

※All the data listed in this catalogue are for reference only, King Core reserves the right to alter or revise the specifications without prior notification.

SMD POWER INDUCTORS → BSFQ2510SNRA SERIES

ELECTRICAL CHARACTERISTIC

ORDERING CODE	Inductance (μH)	DC Resistance (mΩ)max	SRF(MHz) min	Isat (A)max	IDC (A)max
BSFQ2510SNRAR47MT	0.47	42	160	3.20	3.30
BSFQ2510SNRAR68MT	0.68	54	155	2.60	3.20
BSFQ2510SNRA1R0MT	1.00	80	130	2.20	2.60
BSFQ2510SNRA1R5MT	1.50	105	100	1.60	2.40
BSFQ2510SNRA2R2MT	2.20	150	80	1.40	1.80
BSFQ2510SNRA3R3MT	3.30	235	70	1.20	1.50
BSFQ2510SNRA4R7MT	4.70	310	50	1.10	1.20
BSFQ2510SNRA6R8MT	6.80	450	40	0.80	1.00
BSFQ2510SNRA8R2MT	8.20	500	35	0.75	0.90
BSFQ2510SNRA100MT	10.00	550	30	0.65	0.85
BSFQ2510SNRA220MT	22.00	1450	20	0.48	0.56



※Test Frequency: 1MHz/0.1V

※Tolerance: M±20%

※Isat:Based on Inductance decrease 30%

※IDC:Based on Temperature increase 40°C

※Operating temperature range : -40 to +125°C (including self-heating)

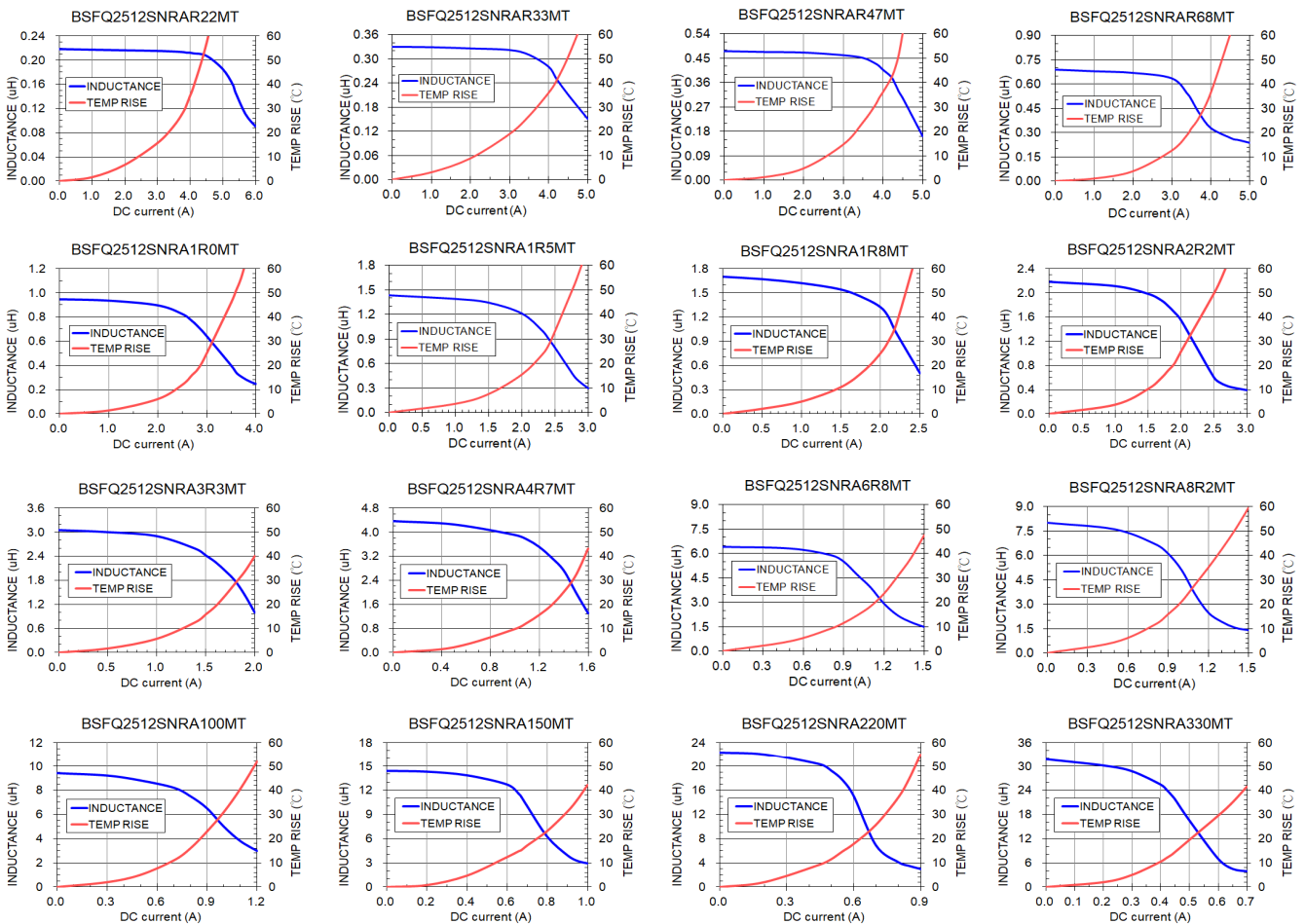
※Storage Temp. : -40°C TO+85°C

※All the data listed in this catalogue are for reference only, King Core reserves the right to alter or revise the specifications without prior notification.

SMD POWER INDUCTORS → BSFQ2512SNRA SERIES

ELECTRICAL CHARACTERISTIC

ORDERING CODE	Inductance (μH)	DC Resistance (mΩ)max	SRF(MHz) min	Isat (A)max	IDC (A)max
BSFQ2512SNRAR22MT	0.22	40	250	5.00	3.90
BSFQ2512SNRAR33MT	0.33	42	240	4.10	3.80
BSFQ2512SNRAR47MT	0.47	45	190	4.00	3.70
BSFQ2512SNRAR68MT	0.68	50	150	3.30	3.60
BSFQ2512SNRA1R0MT	1.00	56	120	2.80	3.10
BSFQ2512SNRA1R5MT	1.50	78	100	2.10	2.40
BSFQ2512SNRA1R8MT	1.80	99	80	2.00	2.10
BSFQ2512SNRA2R2MT	2.20	109	75	1.90	2.10
BSFQ2512SNRA3R3MT	3.30	172	70	1.50	1.70
BSFQ2512SNRA4R7MT	4.70	227	45	1.20	1.40
BSFQ2512SNRA6R8MT	6.80	320	40	0.95	1.30
BSFQ2512SNRA8R2MT	8.20	415	35	0.85	1.10
BSFQ2512SNRA100MT	10.00	430	30	0.80	1.00
BSFQ2512SNRA150MT	15.00	730	25	0.63	0.80
BSFQ2512SNRA220MT	22.00	1020	20	0.55	0.60
BSFQ2512SNRA330MT	33.00	1400	15	0.40	0.50



※Test Frequency: 1MHz/0.1V

※Tolerance: M±20%

※Isat:Based on Inductance decrease 30%

※IDC:Based on Temperature increase 40°C

※Operating temperature range : -40 to +125°C (including self-heating)

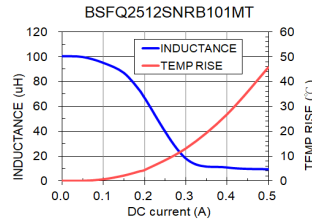
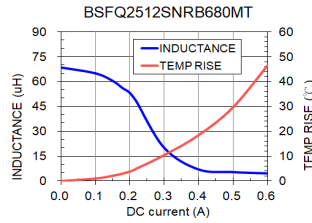
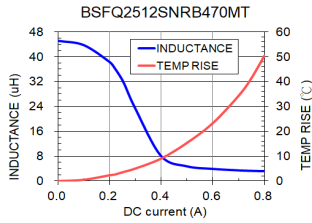
※Storage Temp. : -40°C TO+85°C

※All the data listed in this catalogue are for reference only, King Core reserves the right to alter or revise the specifications without prior notification.

SMD POWER INDUCTORS → BSFQ2512SNRB SERIES

ELECTRICAL CHARACTERISTIC

ORDERING CODE	Inductance (μH)	DC Resistance (mΩ)max	SRF(MHz) min	Isat (A)max	IDC (A)max
BSFQ2512SNRB470MT	47.00	1250	10	0.22	0.55
BSFQ2512SNRB680MT	68.00	2200	7	0.20	0.45
BSFQ2512SNRB101MT	100.00	2800	7	0.16	0.35



※Test Frequency: 1MHz/0.1V

※Tolerance: M±20%

※Isat:Based on Inductance decrease 30%

※IDC:Based on Temperature increase 40°C

※Operating temperature range : -40 to +125°C (including self-heating)

※Storage Temp. : -40°C TO+85°C

※All the data listed in this catalogue are for reference only, King Core reserves the right to alter or revise the specifications without prior notification.