

# SPECIFICATION OF BSFQ-□NR□ SERIES

## AEC-Q200

### FEATURES

1. SMT designed ferrite/alloy core with magnetic resin coating components for power circuits.
2. High magnetic shielding construction and acted high performance for EMC/EMI protection.
3. Low coil resistance with high current application.
4. Compatible with Pb-free RoHS and AEC-Q200.

### APPLICATIONS

- 1 Automotive application



### ORDERING CODE

BSFQ2512SNR□ 1R0 M T  
 (1) (2) (3) (4)

- (1) PRODUCT TYPE CODE AND SIZE CODE
- (2) INDUCTANCE
- (3) INDUCTANCE TOLERANCE ( M : ±20%, N : ±30% )
- (4) REEL TAPING

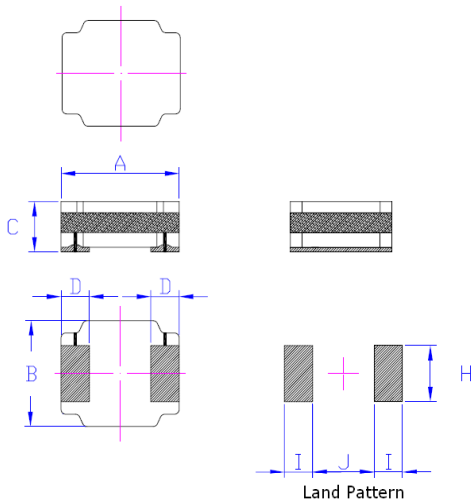


FIG 1

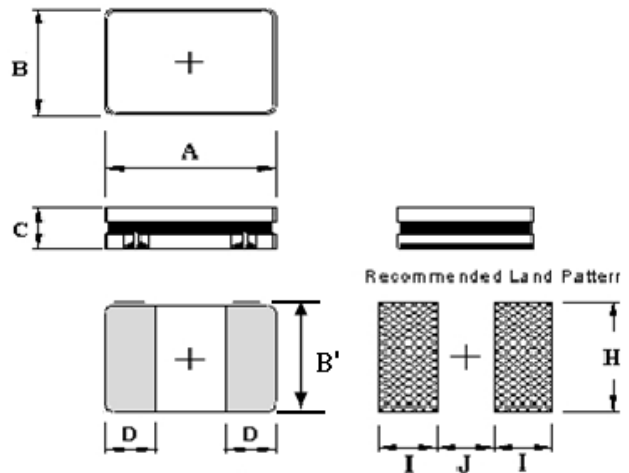


FIG 2

### SHAPE & DIMENSIONS

UNIT:mm

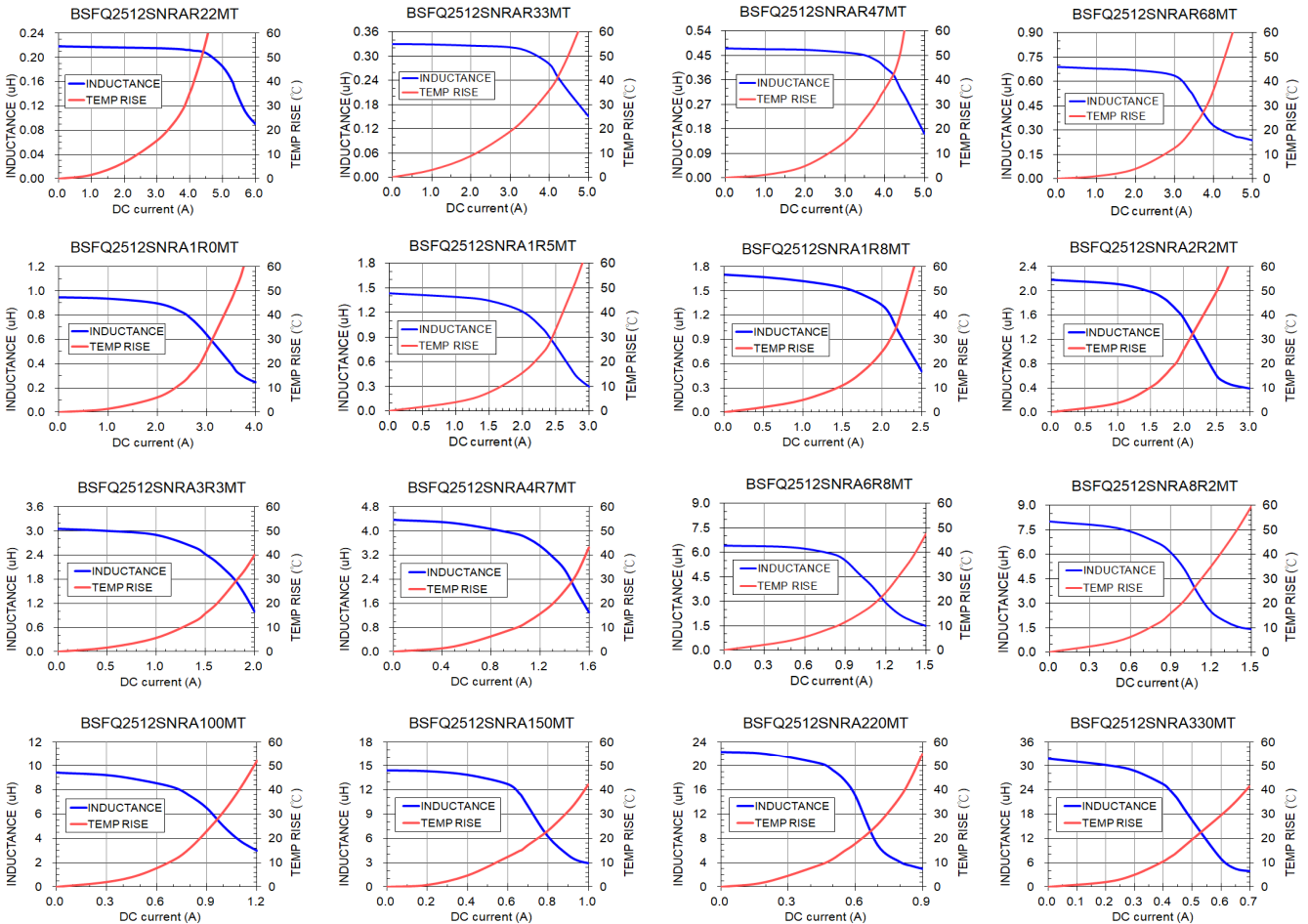
SIZE CODE	A	B	B'	C	D	H	I	J	FIG
BSFQ2010BNRA	2.00±0.20	1.60±0.20	-	1.05max	0.60±0.20	1.10	1.00	0.90	1
BSFQ2510SNRA	2.50±0.25	2.10±0.20	2.25±0.20	1.00 max.	0.85±0.20	2.30	0.95	0.90	2
BSFQ2512SNRA	2.50±0.25	2.10±0.20	2.25±0.20	1.20 max.	0.85±0.20	2.30	0.95	0.90	2
BSFQ2512SNRB	2.50±0.25	2.10±0.20	2.25±0.20	1.20max	0.85±0.20	2.30	0.95	0.90	2

※All the data listed in this catalogue are for reference only, King Core reserves the right to alter or revise the specifications without prior notification.

# SMD POWER INDUCTORS → BSFQ2512SNRA SERIES

## ELECTRICAL CHARACTERISTIC

ORDERING CODE	Inductance (μH)	DC Resistance (mΩ)max	SRF(MHz) min	Isat (A)max	IDC (A)max
BSFQ2512SNRAR22MT	0.22	40	250	5.00	3.90
BSFQ2512SNRAR33MT	0.33	42	240	4.10	3.80
BSFQ2512SNRAR47MT	0.47	45	190	4.00	3.70
BSFQ2512SNRAR68MT	0.68	50	150	3.30	3.60
BSFQ2512SNRA1R0MT	1.00	56	120	2.80	3.10
BSFQ2512SNRA1R5MT	1.50	78	100	2.10	2.40
BSFQ2512SNRA1R8MT	1.80	99	80	2.00	2.10
BSFQ2512SNRA2R2MT	2.20	109	75	1.90	2.10
BSFQ2512SNRA3R3MT	3.30	172	70	1.50	1.70
BSFQ2512SNRA4R7MT	4.70	227	45	1.20	1.40
BSFQ2512SNRA6R8MT	6.80	320	40	0.95	1.30
BSFQ2512SNRA8R2MT	8.20	415	35	0.85	1.10
BSFQ2512SNRA100MT	10.00	430	30	0.80	1.00
BSFQ2512SNRA150MT	15.00	730	25	0.63	0.80
BSFQ2512SNRA220MT	22.00	1020	20	0.55	0.60
BSFQ2512SNRA330MT	33.00	1400	15	0.40	0.50



※Test Frequency: 1MHz/0.1V

※Tolerance: M±20%

※Isat:Based on Inductance decrease 30%

※IDC:Based on Temperature increase 40°C

※Operating temperature range : -40 to +125°C (including self-heating)

※Storage Temp. : -40°C TO+85°C

※All the data listed in this catalogue are for reference only, King Core reserves the right to alter or revise the specifications without prior notification.