

SPECIFICATION OF BSFQ-□NR□ SERIES

AEC-Q200




FEATURES

1. SMT designed ferrite/alloy core with magnetic resin coating components for power circuits.
2. High magnetic shielding construction and acted high performance for EMC/EMI protection.
3. Low coil resistance with high current application.
4. Compatible with Pb-free RoHS and AEC-Q200.



APPLICATIONS

- 1 Automotive application



ORDERING CODE

BSFQ2512SNR□ 470 M T
 (1) (2) (3) (4)

- (1) PRODUCT TYPE CODE AND SIZE CODE
- (2) INDUCTANCE
- (3) INDUCTANCE TOLERANCE (M : ±20%, N : ±30%)
- (4) REEL TAPING

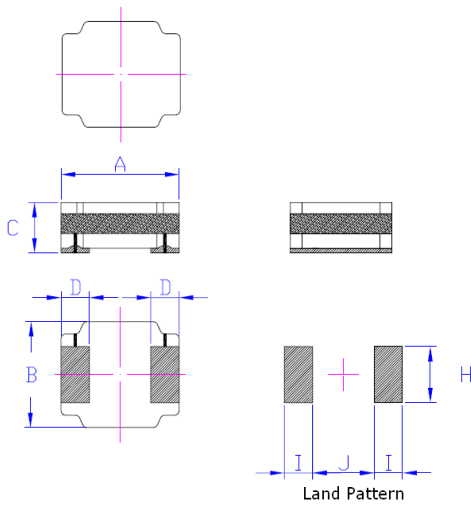


FIG 1

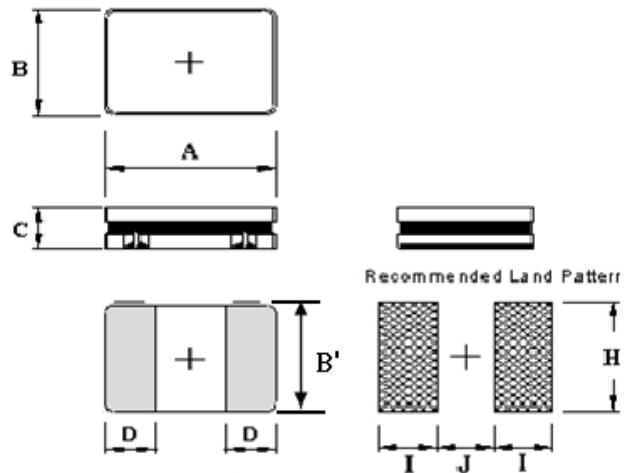


FIG 2

SHAPE & DIMENSIONS

UNIT:mm

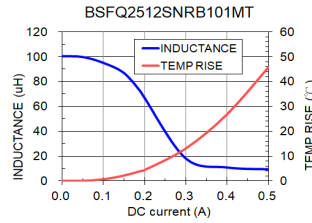
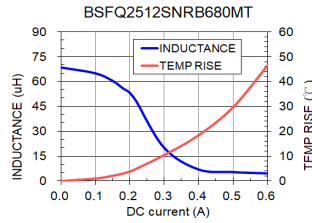
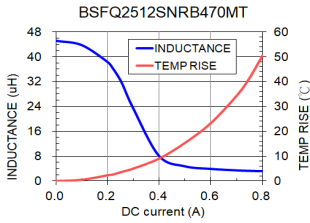
SIZE CODE	A	B	B'	C	D	H	I	J	FIG
BSFQ2010BNRA	2.00±0.20	1.60±0.20	-	1.05max	0.60±0.20	1.10	1.00	0.90	1
BSFQ2510SNRA	2.50±0.25	2.10±0.20	2.25±0.20	1.00 max.	0.85±0.20	2.30	0.95	0.90	2
BSFQ2512SNRA	2.50±0.25	2.10±0.20	2.25±0.20	1.20 max.	0.85±0.20	2.30	0.95	0.90	2
BSFQ2512SNRB	2.50±0.25	2.10±0.20	2.25±0.20	1.20max	0.85±0.20	2.30	0.95	0.90	2

※All the data listed in this catalogue are for reference only, King Core reserves the right to alter or revise the specifications without prior notification.

SMD POWER INDUCTORS → BSFQ2512SNRB SERIES

ELECTRICAL CHARACTERISTIC

ORDERING CODE	Inductance (μH)	DC Resistance (mΩ)max	SRF(MHz) min	Isat (A)max	IDC (A)max
BSFQ2512SNRB470MT	47.00	1250	10	0.22	0.55
BSFQ2512SNRB680MT	68.00	2200	7	0.20	0.45
BSFQ2512SNRB101MT	100.00	2800	7	0.16	0.35



※Test Frequency: 1MHz/0.1V

※Tolerance: M±20%

※Isat:Based on Inductance decrease 30%

※IDC:Based on Temperature increase 40°C

※Operating temperature range : -40 to +125°C (including self-heating)

※Storage Temp. : -40°C TO+85°C

※All the data listed in this catalogue are for reference only, King Core reserves the right to alter or revise the specifications without prior notification.